

VERNON, TEXAS

# City of Vernon Election

May 02, 2026

Candidate Packet





## VERNON, TEXAS

### Dear 2026 Candidate:

The Office of the City Secretary has prepared this packet to acquaint you with applicable legal requirements pertaining to campaign contributions expenditures, and responsibilities outlined in the State Election Code. The packet contains important information for anyone wanting to run for a City Commission position for the City of Vernon. This packet is not all-inclusive of what you may be required to do. Therefore, reading all the information is recommended.

Election law, especially campaign finance law, is complex; therefore, candidates may consider retaining legal counsel to assist them. This office cannot advise candidates or groups who support or oppose candidates or measures or members of the public on matters pertaining to an election or campaign finance law. The City's staff must maintain neutrality in the electoral process.

This office serves as your filing authority and is limited to accepting and retaining the various applications and forms from the candidates. Staff will note the date and time of filing of the forms. We will not judge or comment upon the timeliness or sufficiency of the reports filed. The staff cannot help a candidate complete the forms. We cannot interpret election laws for the candidates. No filing fee is required with your forms; once filed, forms become public information.

**No Application for a Place on the General Election Ballot will be accepted without the signature and seal of a current Notary Public.** The City of Vernon is not required to provide this service. At the end of the filing period, unless positions are unopposed, there will be a drawing for the order of the names on the ballot. The date for the drawing shall be **Friday, February 20, 2026** at 9:00 am at City Hall. You are encouraged to attend or send a representative to draw on your behalf.

The following forms and information have been provided in this packet to assist you:

- Notice of Deadline to File Applications for Place on the Ballot
- East-West Voting Map
- Code of Ordinances – Qualifications of office
- Application for a place on the City of Vernon General Election Ballot (**must be returned to the City Secretary by the filing deadline**)
- Candidates Election Calendar
- First Steps for Candidates Running for a City Office
- Form CTA – Instruction Guide
- Form CTA – Appointment of a Campaign Treasurer. The candidate should complete the form and sign the back for modified filing (**must be returned to the City Secretary by the filing deadline**). **Note: This form must be filed even if a candidate does not intend to accept campaign contributions or make campaign expenditures.**
- Candidate Campaign Finance Report – Instruction Guide
- Form C/OH
- Chapter 258 Election Code – Fair Campaign Practices Act
- Form CFPP – Code of Fair Campaign Practices (**must be returned to the City Secretary by the filing deadline**)
- Political Advertising – What You Need to Know
- Texas Municipal League – A Guide to Becoming a City Official
- Notice of Drawing for Place on Ballot

Other helpful forms, instructions, and guides can be viewed at <https://www.ethics.state.tx.us/> and <https://www.sos.state.tx.us/elections/candidates/index.shtml>

If you need further assistance, please do not hesitate to call the City Secretary's Office at (940) 552-2581



**INFORMATION SHEET  
CITY OF VERNON MUNICIPAL ELECTION MAY 3, 2025**

**To: All Candidates for City Commissioner, City of Vernon**  
**Re: City Commissioners/Mayor Election**

**ELECTION CONTACT INFORMATION**

City of Vernon  
1725 Wilbarger Street  
Vernon, Texas 76384

Marsha Jo Stone  
T: (940) 552-2581  
E: [citysec@vermontx.gov](mailto:citysec@vermontx.gov)

**ELECTED OFFICIALS:**

**MAYOR:** Pam Gosline *(term ends 5/2026)*  
**MAYOR PRO TEM:** Commissioner Don Aydelott PLACE 3 (term ends 5/2027)  
**PLACE 1:** Commissioner Buesing *(term ends 5/2026)*  
**PLACE 2:** Commissioner Burnett *(term ends 5/2026)*  
**PLACE 4:** Commissioner Jason Goodrum (term ends 5/2027)

**DATE OF NEXT ELECTION**

Saturday, May 2, 2026

**LOCATION OF NEXT ELECTION**

Wilbarger County Memorial Auditorium  
2100 Yamparika Street / Vernon, Texas 76384

**REQUIREMENTS FOR FILING FOR CANDIDACY**

***City Charter Provisions***

The Mayor and each Commissioner shall be a resident citizen of the City of Vernon, and have the qualifications of an elector therein. The Mayor, Commissioners and other officers and employees shall not be indebted to the City; shall not hold any other public office of emolument and shall not be interested in the profits or emoluments of any contract, job, work, or service for the municipality, or interested in the sale to the City of any supplies, equipment, material or articles purchased; not shall either of them be the owner of stock in public utility or public service corporation. Any officer or employee of the City who shall cease to possess any of the qualifications herein required shall forfeit his office or position, and any contract in which any officer or employee shall or may become interested, may be declared void by the commission. No officer or employee shall accept any frank, free ticket, pass, or service, or anything of value, directly or indirectly, from any person, firm or corporation, upon terms more favorable than are granted to the public, and any violation of this section shall be a misdemeanor, and on conviction thereof, such office or employment shall be forfeited. *(City Charter Sec. 9.4)*

Commissioner Place 1 must reside on the West side of Vernon

Commissioner Place 2 must reside on the East side of Vernon

Commissioner Place 3 must reside on the West side of Vernon

Commissioner Place 4 must reside on the East side of Vernon

All candidates are elected at-large. Please see the East-West Voting line map included in your candidate packet.

***Statutory Provision***

Sec. 141.001. Eligibility requirements for public office. (a) To be eligible to be a candidate for, or elected or appointed to a public elective office in this state, a person must:

- 1) Be a United States citizen;
- 2) Be 18 years or age or older on the first day of the term to be filled at the election or on the dates of appointment, as applicable;
- 3) Have not been determined mentally incompetent by final judgement of a court, or partially mentally incapacitated without the right to vote;
- 4) Have not been finally convicted of a felony from which the person has not been pardoned or otherwise release from the resulting disabilities;
- 5) Have resided continuously in the state for 12 months and in the territory from which the office is elected for six months immediately preceding the deadline for filing an application for a place on the ballot;
- 6) On the date described by Subdivision (5), be registered to vote in the territory from which the office is elected; and
- 7) Satisfy any other eligibility requirements prescribed by law for the office.

**DEADLINES FOR FILING FOR CANDIDACY**

**Wednesday, January 14, 2026** – First Day to File for a Place on the General Election Ballot

**Friday, February 13, 2026** – Last Day to File for a Place on the General Election Ballot

***Candidate Application***

Completion of the **APPLICATION FOR A PLACE ON THE CITY OF VERNON GENERAL ELECTION BALLOT**,

Posted on this webpage: <https://www.cityofvermontx.org/elections>

**MEETING NOTICES**

Meeting agendas and minutes are posted on this webpage: <https://www.cityofvermontx.org/agendas-minutes>



## NOTICE OF DEADLINE TO FILE AN APPLICATION FOR PLACE ON THE BALLOT CITIES, SCHOOL DISTRICTS AND OTHER POLITICAL SUBDIVISIONS

### AVISO DE FECHA LÍMITE PARA PRESENTAR UNA SOLICITUD PARA UN LUGAR EN LA BOLETA PARA CIUDADES, DISTRITOS ESCOLARES Y OTRAS SUBDIVISIONES POLÍTICAS

Notice is hereby given that an application for a place on the \_\_\_\_\_ City of Vernon  
(name of political subdivision)

General / Special Election ballot may be filed as indicated below:

(Circle one)

(Se da aviso por la presente que una solicitud para un lugar en la boleta de la Elección

General / Especial de \_\_\_\_\_ City of Vernon \_\_\_\_\_ puede ser presentada como se indica  
(circule uno) (nombre de la subdivisión política)

a continuación:)

#### Filing Dates and Times:

(Fechas y Horario para Entregar Solicitudes:)

Start Date: 01/14/2026  
(Fecha Inicio)

End Date: 02/13/2026  
(Fecha Límite)

Office Hours: Monday - Friday 8:00 am - 5:00 pm  
(Horario de la Oficina)

Physical address for filing an application in person for place on the ballot:

(Dirección física para presentar una solicitud en persona para un lugar en la boleta)

1725 Wilbarger Street Vernon, TX 76384

Address to mail an application for place on the ballot (if filing by mail):

(Dirección a donde enviar una solicitud para un lugar en la boleta (en caso de presentar por correo))

1725 Wilbarger Street Vernon, TX 76384

Email and Fax Number to send an application for place on the ballot: If a filing fee is submitted, the application may not be faxed or emailed.

(Dirección de correo electrónico o número de fax para enviar una solicitud para un lugar en la boleta: Si un pago de inscripción es presentada, la solicitud no puede ser enviada por correo electrónico o fax.)

citysec@vernontx.gov Fax # (940) 552-0569

Marsha Jo Stone

Printed Name of Filing Officer or Designee

(Nombre en letra de molde del Oficial de Archivos  
o Persona Designada)

Marsha Jo Stone

Signature of Filing Officer or Designee

(Firma del Oficial de Archivos o Persona Designada)

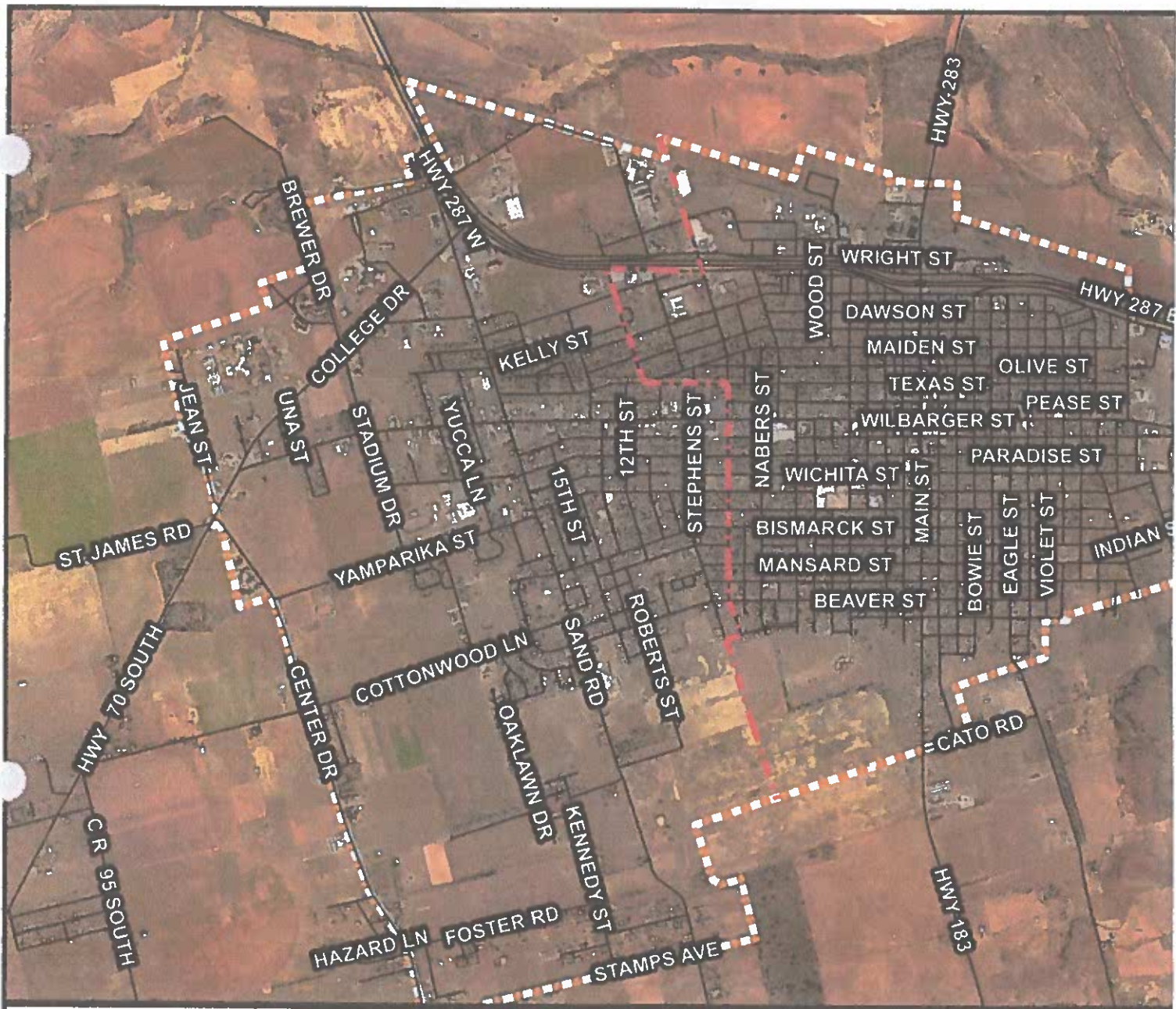
12 / 02 / 2025

Date Posted

(Fecha archivada)







VERNON, TEXAS



## City of Vernon East - West Voting Line

**Map Data:**  
This map product is for informational  
purposes only. It does not represent an  
official boundary or boundary line.

Inquiries concerning information on  
this map should be directed to:  
City of Vernon 1728 W  
Vernon, TX 75604 0



**Sec. 9.4. - Qualifications of officers and employees; conflict of interests; police principles.**

The mayor and each commissioner shall be a resident citizen of the city, and have the qualifications of electors therein. The mayor, commissioners and other officers and employees shall not be indebted to the city; shall not hold any other public office of emolument and shall not be interested in the profits or emoluments of any contract, job, work, or service for the municipality, or interested in the sale to the city of any supplies, equipment, material or articles purchased; nor shall either of them be the owner of stock in any public utility or public service corporation within the city, nor in the employ of any owner of stock in public utility or public service corporation. Any officer or employee of the city who shall cease to possess any of the qualifications herein required shall forfeit his office or position, and any contract in which any officer or employee shall or may become interested, may be declared void by the commission. No officer or employee of the city shall accept any frank, free ticket, pass, or service, or anything of value, directly or indirectly, from any person, firm or corporation, upon terms more favorable than are granted to the public, and any violation of this section shall be a misdemeanor, and on conviction thereof, such office or employment shall be forfeited.

The commission may require, however, by ordinance, all streetcar companies operating within the city limits to provide free transportation to policemen and firemen in uniform or wearing a badge, and may require all proprietors of theaters, moving picture shows and other places of public amusement, to admit without charge, all policemen in the employ of the city.

**Editor's note—**

The last paragraph of this section is of course inapplicable in the matter of streetcars, and the enforceability of the other provision is problematical.



**ALL INFORMATION IS REQUIRED TO BE PROVIDED UNLESS INDICATED AS OPTIONAL<sup>1</sup> Failure to provide required information may result in rejection of application.**

APPLICATION FOR A PLACE ON THE _____				GENERAL ELECTION BALLOT	
To: City Secretary/Secretary of Board _____ (name of election) I request that my name be placed on the above-named official ballot as a candidate for the office indicated below.					
OFFICE SOUGHT (Include any place number or other distinguishing number, if any.)				INDICATE TERM <input type="checkbox"/> FULL <input type="checkbox"/> UNEXPIRED	
FULL NAME (First, Middle, Last)			PRINT NAME AS YOU WANT IT TO APPEAR ON THE BALLOT*		
PERMANENT RESIDENCE ADDRESS (Do not include a P.O. Box or Rural Route. If you do not have a residence address, describe location of residence.)			PUBLIC MAILING ADDRESS (Optional) (Address for which you receive campaign related correspondence, if available.)		
CITY	STATE	ZIP	CITY	STATE	ZIP
PUBLIC EMAIL ADDRESS (Optional) (Address for which you receive campaign related emails, if available.)		OCCUPATION (Do not leave blank)		DATE OF BIRTH ____/____/____	VOTER REGISTRATION VUID NUMBER <sup>2</sup> (Optional)
TELEPHONE CONTACT INFORMATION (Optional)					
Home:		Office:		Cell:	
FELONY CONVICTION STATUS (You MUST check one)			LENGTH OF CONTINUOUS RESIDENCE AS OF DATE THIS APPLICATION WAS SWORN		
<input type="checkbox"/> I have not been finally convicted of a felony.			IN THE STATE OF TEXAS		
<input type="checkbox"/> I have been finally convicted of a felony, but I have been pardoned or otherwise released from the resulting disabilities of that felony conviction and I have provided proof of this fact with the submission of this application. <sup>3</sup>			IN TERRITORY/DISTRICT/PRECINCT FROM WHICH THE OFFICE SOUGHT IS ELECTED		
			____ year(s)		
			____ month(s)		
This Box Must ONLY be Completed by Candidates for School District Board of Trustees Check the Box Below:					
<input type="checkbox"/> I am aware that I am not eligible to serve as a trustee of an independent school district if I am required to register as a sex offender under Chapter 62, Code of Criminal Procedure.					
*If using a nickname as part of your name to appear on the ballot, you are also signing and swearing to the following statements: I further swear that my nickname does not constitute a slogan or contain a title, nor does it indicate a political, economic, social, or religious view or affiliation. I have been commonly known by this nickname for at least three years prior to this election. Please review sections 52.031, 52.032 and 52.033 of the Texas Election Code regarding the rules for how names may be listed on the official ballot.					
Before me, the undersigned authority, on this day personally appeared (name of candidate) _____, who being by me here and now duly sworn, upon oath says:					
"I, (name of candidate) _____, of _____ County, Texas, Being a candidate for the office of _____, swear that I will support and defend the Constitution and laws of the United States and of the State of Texas. I am a citizen of the United States eligible to hold such office under the constitution and laws of this state. I have not been determined by a final judgment of a court exercising probate jurisdiction to be totally mentally incapacitated or partially mentally incapacitated without the right to vote. I am aware of the nepotism law, Chapter 573, Government Code. I am aware that I must disclose any prior felony conviction, and if so convicted, must provide proof that I have been pardoned or otherwise released from the resulting disabilities of any such final felony conviction. I am aware that knowingly providing false information on the application regarding my possible felony conviction status constitutes a Class B misdemeanor. I further swear that the foregoing statements included in my application are in all things true and correct.					
<b>X</b>					
SIGNATURE OF CANDIDATE					
Sworn to and subscribed before me this the _____ day of _____, by _____, (day) (month) (year) (name of candidate)					
Signature of Officer Authorized to Administer Oath <sup>4</sup>			Printed Name of Officer Authorized to Administer Oath		
Notarial or Official Seal					
Title of Officer Authorized to Administer Oath					
TO BE COMPLETED BY FILING OFFICER: THIS APPLICATION IS ACCOMPANIED BY THE REQUIRED FILING FEE (If Applicable) PAID BY:					
<input type="checkbox"/> CASH <input type="checkbox"/> CHECK <input type="checkbox"/> MONEY ORDER <input type="checkbox"/> CASHIERS CHECK OR <input type="checkbox"/> PETITION IN LIEU OF A FILING FEE.					
This document and \$_____ filing fee or a nominating petition of _____ pages received. <input type="checkbox"/> Voter Registration Status Verified					
(See Section 1.007)					
Date Received		Date Accepted		Signature of Filing Officer or Designee	



## INSTRUCTIONS

An application for a place on the general election for a city, school district or other political subdivision, may not be filed earlier than 30 days before the deadline prescribed by this code for filing the application. An application filed before that day is void. All fields of the application **must** be completed unless specifically marked optional.

For an election to be held on a uniform election date, the day of the filing deadline is the 78th day before Election Day.

If you have questions about the application, please contact the Secretary of State's Elections Division at 800-252-8683.

## NEPOTISM LAW

The candidate must sign this statement indicating his awareness of the nepotism law. When a candidate signs the application, it is an acknowledgment that the candidate is aware of the nepotism law. The nepotism prohibitions of chapter 573, Government Code, are summarized below:

No officer may appoint, or vote for or confirm the appointment or employment of any person related within the second degree by affinity (marriage) or the third degree by consanguinity (blood) to the officer, or to any other member of the governing body or court on which the officer serves when the compensation of that person is to be paid out of public funds or fees of office. However, nothing in the law prevents the appointment, voting for, or confirmation of anyone who has been continuously employed in the office or employment for the following period prior to the election or appointment of the officer or member related to the employee in the prohibited degree: six months, if the officer or member is elected at an election other than the general election for state and county officers.

No candidate may take action to influence an employee of the office to which the candidate is seeking election or an employee or officer of the governmental body to which the candidate is seeking election regarding the appointment or employment of a person related to the candidate in a prohibited degree as noted above. This prohibition does not apply to a candidate's actions with respect to a bona fide class or category of employees or prospective employees.

## FOOTNOTES

<sup>1</sup>An application for a place on the ballot, including any accompanying petition, is public information immediately on its filing. (Section 141.035, Texas Election Code)

<sup>2</sup>Inclusion of a candidate's VUID is optional. However, many candidates are required to be registered voters in the territory from which the office is elected at the time of the filing deadline. Please visit the Elections Division of the Secretary of State's website for additional information. <https://www.sos.state.tx.us/elections/laws/voter-reg-req-candidate-faq.shtml>

<sup>3</sup>Proof of release from the resulting disabilities of a felony conviction would include proof of judicial clemency under Texas Code of Criminal Procedure 42A.701, proof of executive pardon under Texas Code of Criminal Procedure 48.01, or proof of a restoration of rights under Texas Code of Criminal Procedure 48.05. (Texas Attorney General Opinion KP-0251)

**One of the following documents must be submitted with this application.**

Judicial Clemency under Texas Code of Criminal Procedure 42A.701

Executive Pardon under Texas Code of Criminal Procedure 48.01

Restoration of Rights under Texas Code of Criminal Procedure 48.05

<sup>4</sup>All oaths, affidavits, or affirmations made within this State may be administered and a certificate of the fact given by a judge, clerk, or commissioner of any court of record, a notary public, a justice of the peace, city secretary (for a city office), and the Secretary of State of Texas. See Chapter 602 of the Texas Government Code for the complete list of persons authorized to administer oaths.





**SOLICITUD DE INSCRIPCIÓN PARA UN LUGAR EN LA BOLETA DE UNA ELECCIÓN GENERAL  
PARA UNA CIUDAD, DISTRITO ESCOLAR U OTRA SUBDIVISIÓN POLÍTICA**

TODA LA INFORMACIÓN ES REQUERIDA A MENOS QUE SE INDIQUE COMO OPCIONAL<sup>1</sup> El hecho de no proporcionar la información requerida puede resultar en el rechazo de la solicitud.

<b>SOLICITUD DE INSCRIPCIÓN PARA UN LUGAR EN LA BOLETA DE UNA ELECCIÓN GENERAL DE</b> _____ <b>Para:</b> Secretario(a) de la Ciudad/ Secretario(a) del Consejo _____ <b>(nombre de la elección)</b> Solicito que mi nombre se incluya en la boleta oficial mencionada anteriormente como candidato(a) al cargo indicado a continuación.					
<b>CARGO SOLICITADO</b> (Incluya cualquier número de cargo u otro número distintivo, si lo hay.) _____			<b>INDIQUE TÉRMINO</b> <input type="checkbox"/> TÉRMINO COMPLETO <input type="checkbox"/> TÉRMINO INCOMPLETO		
<b>NOMBRE COMPLETO</b> (Primer Nombre, Segundo Nombre, Apellido) _____			<b>ESCRIBA SU NOMBRE COMO DESEA QUE APAREZCA EN LA BOLETA*</b> _____		
<b>DIRECCIÓN DE RESIDENCIA PERMANENTE</b> (No incluya un apartado postal o una ruta rural. Si usted no tiene una dirección de residencia, describa la ubicación de la residencia.) _____			<b>DIRECCIÓN DE CORREO PÚBLICO (Opcional)</b> (Dirección en la que recibe la correspondencia relacionada con la campaña, si está disponible.) _____		
<b>CIUDAD</b> _____	<b>ESTADO</b> _____	<b>CÓDIGO POSTAL</b> _____	<b>CIUDAD</b> _____	<b>ESTADO</b> _____	<b>CÓDIGO POSTAL</b> _____
<b>DIRECCIÓN DE CORREO ELECTRÓNICO PÚBLICO (Opcional)</b> (Dirección donde recibe correo electrónico relacionado con la campaña, si está disponible.) _____		<b>OCUPACIÓN</b> (No deje este espacio en blanco) _____	<b>FECHA DE NACIMIENTO</b> ____/____/____	<b>VUID – NÚMERO ÚNICO DE IDENTIFICACIÓN DE VOTANTE<sup>2</sup></b> (Opcional) _____	
<b>INFORMACIÓN DE CONTACTO TELEFÓNICO (Opcional)</b> Hogar: _____ Trabajo: _____ Celular: _____					
<b>ESTADO DE CONDENA POR DELITO GRAVE (DEBE marcar una)</b>			<b>DURACIÓN DE RESIDENCIA CONTINUA A PARTIR DE LA FECHA EN QUE ESTA SOLICITUD FUE JURADA</b>		
<input type="checkbox"/> No he sido finalmente condenado por un delito grave. <input type="checkbox"/> He sido finalmente condenado por un delito grave, pero he sido indultado o liberado de otro modo de las discapacidades resultantes de esa condena por delito grave y he proporcionado prueba de este hecho con la presentación de esta solicitud. <sup>3</sup>			<b>EN EL ESTADO DE TEXAS</b> ____ año(s) ____ mes(es)		<b>EN EL TERRITORIO/DISTRITO/PRECINTO DEL CUAL SE ELIGE EL CARGO BUSCADO</b> ____ año(s) ____ mes(es)
<b>Esta casilla SÓLO debe ser rellenada por los candidatos para la Junta Directiva del Distrito Escolar</b> Marque la casilla a continuación: <input type="checkbox"/> Reconozco que no soy elegible para servir como fideicomisario de un distrito escolar independiente si estoy obligado a registrarme como delincuente sexual conforme al Capítulo 62 del Código de Procedimiento Penal.					
<sup>*</sup> Si usa un apodo como parte de su nombre para aparecer en la boleta, también está firmando y jurando las siguientes declaraciones: Juro además que mi apodo no constituye un lema ni contiene un título, ni indica un punto de vista o afiliación política, económica, social o religiosa. He sido comúnmente conocido por este apodo durante al menos tres años antes de esta elección. Por favor, revise las secciones 52.031, 52.032 y 52.033 del Código Electoral de Texas con respecto a las reglas sobre cómo se pueden incluir los nombres en la boleta oficial.					
Ante mí, la autoridad abajo firmante, en este día apareció personalmente (nombre del candidato) _____, quien estando a mi lado aquí y ahora debidamente juramentado, bajo juramento dice: "Yo, (nombre del candidato) _____, del condado de _____, Texas, siendo candidato para el cargo de _____, juro que apoyaré y defenderé la Constitución y las leyes de los Estados Unidos y del Estado de Texas. Soy un ciudadano de los Estados Unidos elegible para ocupar dicho cargo según la Constitución y las leyes de este estado. No se me ha determinado por un fallo final de una corte que ejerce la jurisdicción testamentaria que esté totalmente incapacitado mentalmente o parcialmente incapacitado sin derecho a voto. Soy consciente de la ley de nepotismo según el Capítulo 573 del Código de Gobierno. Soy consciente de que debo divulgar cualquier condena previa de un delito grave y, si he sido condenado, debo proporcionar prueba de que he sido indultado o liberado de otro modo de las discapacidades resultantes de dicha condena final por delito grave. Soy consciente de que proporcionar a sabiendas información falsa en la solicitud con respecto a mi posible estado de condena por delito grave constituye un delito menor de Clase B. Juro además que las declaraciones anteriores incluidas en mi solicitud son, en todos los aspectos, verdaderas y correctas."					
			<b>X</b>		
			<b>FIRMA DEL CANDIDATO</b>		
Jurado y suscrito ante mí este día ____ de ____ del ____ por ____ (día) (mes) (año) (nombre de candidato)					
Firma del oficial autorizado para administrar el juramento <sup>4</sup> _____			Nombre del oficial autorizado para administrar juramentos en letra de molde _____ Notarial o sello oficial _____		
Título del oficial autorizado para administrar el juramento _____					
<b>TO BE COMPLETED BY FILING OFFICER: THIS APPLICATION IS ACCOMPANIED BY THE REQUIRED FILING FEE (If Applicable) PAID BY:</b> <input type="checkbox"/> CASH <input type="checkbox"/> CHECK <input type="checkbox"/> MONEY ORDER <input type="checkbox"/> CASHIERS CHECK OR <input type="checkbox"/> PETITION IN LIEU OF A FILING FEE. This document and \$_____ filing fee or a nominating petition of _____ pages received. <input type="checkbox"/> Voter Registration Status Verified					
____/____/____ (See Section 1.007)					
Date Received _____		Date Accepted _____		Signature of Filing Officer or Designee _____	



## INSTRUCCIONES

Una solicitud para un lugar en la elección general para una ciudad, distrito escolar u otra subdivisión política, no puede ser presentada antes de los 30 días antes de la fecha límite prescrita por este código para presentar la solicitud. Una solicitud presentada antes de ese día es nula. Todos los campos de la solicitud **deben** completarse a menos que estén específicamente marcados como opcional.

Para una elección que se lleve a cabo en una fecha de elección uniforme, el día de la fecha límite de presentación es el 78º día antes del día de la elección.

Si tiene preguntas sobre la solicitud, por favor póngase en contacto con la División de Elecciones del Secretario de Estado llamando al 800-252-8683.

## LEY DE NEPOTISMO

El candidato debe firmar esta declaración indicando su conocimiento de la ley del nepotismo. Cuando un candidato firma la solicitud, es un reconocimiento de que el candidato conoce la ley del nepotismo. Las prohibiciones de nepotismo del capítulo 573, Código de Gobierno, se resumen a continuación:

Ningún funcionario puede nombrar, votar o confirmar el nombramiento o empleo de cualquier persona emparentada dentro del segundo grado por afinidad (matrimonio) o del tercer grado por consanguinidad (sangre) con sí mismo, o con cualquier otro miembro del órgano de gobierno o corte en el que se desempeña cuando la compensación de esa persona debe pagarse con fondos públicos o honorarios del cargo. Sin embargo, nada en la ley impide el nombramiento, la votación o la confirmación de cualquier persona que haya estado empleada continuamente en la oficina o el empleo durante el período siguiente antes de la elección o el nombramiento del funcionario o miembro emparentado con el empleado en el grado prohibido: seis meses, si el funcionario o miembro es elegido en una elección que no sea la elección general para funcionarios estatales y del condado.

Ningún candidato puede tomar medidas para influir en un empleado del cargo al que aspira a ser elegido o en un empleado o funcionario del organismo gubernamental al que aspira a ser elegido en relación con el nombramiento o el empleo de una persona emparentada con el candidato en un grado prohibido, tal como se ha indicado anteriormente. Esta prohibición no se aplica a las acciones de un candidato con respecto a una clase o categoría de buena fe de empleados o empleados prospectos.

## NOTAS

<sup>1</sup>Una solicitud para un lugar en la boleta electoral, incluida cualquier petición que la acompañe, es información pública inmediatamente después de su presentación. (Sección 141.035, Código Electoral de Texas)

<sup>2</sup>La inclusión del número único de identificación de votante (VUID, por sus siglas en Inglés) es opcional. Sin embargo, a muchos candidatos se les exige que estén registrados como votantes en el territorio desde el cual se elige el cargo en el momento de la fecha límite de presentación. Por favor, visite el sitio web de la División de Elecciones de la Secretaría de Estado para obtener información adicional. <https://www.sos.state.tx.us/elections/laws/voter-reg-req-candidate-faq.shtml>

<sup>3</sup>La prueba de liberación de las discapacidades resultantes de una condena por un delito grave incluiría prueba de clemencia judicial según el Código de Procedimiento Penal de Texas 42A.701, prueba de indulto ejecutivo según el Código de Procedimiento Penal de Texas 48.01, o prueba de una restauración de derechos según el Código de Procedimiento Penal de Texas 48.05. (Opinión de Fiscal General de Texas KP-0251)

**Se debe enviar uno de los siguientes documentos con esta solicitud:**

Clemencia judicial según el Código de Procedimiento Penal de Texas 42A.701

Prueba de indulto ejecutivo según el Código de Procedimiento Penal de Texas 48.01

Prueba de una restauración de derechos según el Código de Procedimiento Penal de Texas 48.05

<sup>4</sup>Todos los juramentos, declaraciones juradas o afirmaciones hechas dentro de este estado pueden ser administrados y un certificado del hecho dado por un juez, secretario(a) o comisionado de cualquier corte de registro, un notario público, un juez de paz, secretario municipal (para una oficina de la ciudad) y el Secretario de Estado de Texas. Consulte el Capítulo 602 del Código del Gobierno de Texas para obtener la lista completa de personas autorizadas a administrar juramentos.





VERNON, TEXAS

## 2026 General Election

May 2, 2026

### Candidate's Election Calendar

Date	Day of the Week	Description
January 14, 2026	Wednesday	FIRST DAY FOR FILING APPLICATION for a place on the ballot (8:00 a.m. - 5:00 p.m.) Primer día para presentar solicitud para un lugar en la boleta para candidatura.
14 de Enero	Miércoles	
February 13, 2026	Friday	5:00 pm - LAST DAY FOR FILING APPLICATION for a place on the ballot 5:00 p.m. – Ultimo día para presentar solicitud para un lugar en la boleta para candidatura.
13 de Febrero	Viernes	
February 20, 2026	Friday	9:00 a.m. DRAWING FOR ORDER OF NAMES ON BALLOT at City Hall 9:00 a.m. SORTEO PARA EL ORDEN DE NOMBRES EN LA BOLETA ELECTORAL en el Ayuntamiento
20 de Febrero	Viernes	
February 20, 2026	Friday	5:00 p.m. -LAST DAY FOR A BALLOT CANDIDATE TO WITHDRAW and have name omitted from the ballot 5:00 p.m. - Fecha y plazo limite para que un candidato retire su nombre de la boleta.
20 de Febrero	Viernes	
April 2, 2026	Thursday	DUE DATE for filing first report of campaign contributions and expenditures (8:00 a.m. – 5:00 p.m.) FECHA LÍMITE para la presentación del primer informe de contribuciones y gastos de campaña (8:00 a.m. – 5:00 p.m.)
2 de Abril	Jueves	
April 2, 2026	Thursday	Last day to register to vote in the May 2, 2026 election
2 de Abril	Jueves	Último día para registrarse para votar en las Elecciones del 23 de mayo de 2026
April 20, 2026	Monday	FIRST DAY FOR EARLY VOTING BY PERSONAL APPEARANCE (8:00 a.m. – 5:00 p.m.) Primer día de votación anticipada en persona.
20 de Abril	Lunes	
April 24, 2026	Friday	DUE DATE for filing second report of campaign contributions and expenditures (8:00 a.m. – 5:00 p.m.) FECHA LÍMITE para la presentación del segundo informe de contribuciones y gastos de campaña (8:00 a.m. – 5:00 p.m.)
24 de Abril	Viernes	
April 28, 2026	Tuesday	LAST DAY OF REGULAR EARLY VOTING BE PERSONAL APPEARANCE (8:00 a.m. – 5:00 p.m.) Último día para votar temprano en persona.
8 de Abril	Martes	
May 2, 2026	Saturday	ELECTION DAY (7:00 A.M. – 7:00 P.M.)
2 de Mayo	Sábado	DÍA DE ELECCION! (7:00 a.m. – 7:00 p.m.)



## First Steps for Candidates Running for a City Office

*This quick-start guide for candidates seeking a city office is not intended to provide comprehensive information. For more details, including information on political advertising requirements, fundraising rules, and filing schedules, see the Texas Ethics Commission's (TEC) website at [www.ethics.state.tx.us](http://www.ethics.state.tx.us).*

### 1. All candidates must file a Campaign Treasurer Appointment (Form CTA).

All candidates must file Form CTA even if you do not intend to raise or spend any money. Form CTA is required to be filed before you file an application for a place on the ballot, raise or spend any money for your campaign, or announce your candidacy. File Form CTA with the city clerk or city secretary, as applicable.

### 2. Opposed Candidates: Will you accept or spend more than **\$1,140\*** for the election?

#### • YES:

- You do not qualify to file on the modified reporting schedule.
- You are **required** to file pre-election campaign finance reports using Form C/OH if you have an opponent on the ballot. Find Form C/OH and its instructions on our "Local Filers Non-Judicial Candidate/Officeholder" webpage.
- Pre-election reports are due 30 days and 8 days prior to each election. To be timely filed, pre-election reports must be received by the city clerk or city secretary no later than the due date.

#### • NO:

- You can elect to file on the modified reporting schedule by completing the *Modified Reporting Declaration* on page two of Form CTA. File Form CTA with the city clerk or city secretary.
- If you elect to file on the modified reporting schedule, you do not have to file pre-election campaign finance reports due 30 days and 8 days prior to the election.
- Exceed \$1,140\*: If you elect to file on the modified reporting schedule but later exceed \$1,140 in either contributions or expenditures, what reports you will be required to file depends upon when you exceed \$1,140\*.
  - If you exceed \$1,140\* on or before the 30th day before the election, you are **required** to file pre-election campaign finance reports due 30 days and 8 days prior to an election using Form C/OH. To be timely filed, pre-election reports must be received by the city clerk or city secretary no later than the due date. Find Form C/OH and its instructions on our "Local Filers Non-Judicial Candidate/Officeholder" webpage.
  - If you exceed \$1,140\* after the 30th day before the election, you are **required** to file an Exceeded Modified Reporting Limit report using Form C/OH. To be timely filed, this report must be filed with the city clerk or city secretary within 48 hours of exceeding \$1,140.\* You must also file the pre-election report due 8 days prior to an election. Find Form C/OH and its instructions on our "Local Filers Non-Judicial Candidate/Officeholder" webpage. If you exceed \$1,140\* on or before the 8th day before the election, you are **required** to file a pre-election campaign finance report due 8 days prior to an election using Form C/OH. To be timely filed, the pre-election





report must be received by the city clerk or city secretary no later than the due date. Find Form C/OH and its instructions on our "Local Filers Non-Judicial Candidate/Officeholder" webpage.

**3. Unopposed Candidates.**

If you do not have an opponent whose name will appear on the ballot in the election, you are an unopposed candidate and are not required to file pre-election campaign finance reports prior to that election.

**4. All candidates must file semiannual campaign finance reports (Form C/OH).**

All candidates are **required** to file semiannual reports using Form C/OH even if you have no campaign activity or were unsuccessful in the election. Semiannual reports are due on January 15th and July 15th and must be filed with the city clerk or city secretary. To end your filing obligations, you must cease campaign activity and file a Final report using Form C/OH and attaching Form C/OH-FR (Designation of Final Report). Form C/OH-FR is found on the last page of Form C/OH. Find Form C/OH and its instructions on our "Local Filers Non-Judicial Candidate/Officeholder" webpage. For more information, see "Ending Your Campaign" for local filers.

**5. All candidates can use the TEC's Filing Application to prepare campaign finance reports (Form C/OH).**

You can use the TEC's Filing Application to prepare a PDF version of your campaign finance report (Form C/OH). Select "Local Authority" and follow the steps to set up an account and login to the application. Once you have completed your report, print out a copy, add your treasurer information, get it notarized, and file it with the city clerk or city secretary by the appropriate deadline.

**6. Need More Information?**

See the Campaign Finance Guide for Candidates and Officeholders Who File With Local Filing Authorities, forms, instructions, examples on how to disclose contributions and expenditures, political advertising and fundraising guides, and other information you may find useful on our website at [www.ethics.state.tx.us](http://www.ethics.state.tx.us) under the "Resources" and "Forms/Instructions" main menu items.

**\*NOTE:** The \$1,140 threshold is specific to transactions made in 2026.



**TEXAS ETHICS COMMISSION**

**APPOINTMENT OF A CAMPAIGN TREASURER**  
**BY A CANDIDATE**

**FORM CTA--INSTRUCTION GUIDE**



**Revised January 1, 2026**

**Texas Ethics Commission, P.O. Box 12070, Austin, Texas 78711**  
**[www.ethics.state.tx.us](http://www.ethics.state.tx.us)**  
**(512) 463-5800 • TDD (800) 735-2989**  
***Promoting Public Confidence in Government***

# FORM CTA—INSTRUCTION GUIDE

## TABLE OF CONTENTS

<b>GENERAL INSTRUCTIONS .....</b>	<b>1</b>
DUTIES OF A CANDIDATE OR OFFICEHOLDER .....	1
QUALIFICATIONS OF CAMPAIGN TREASURER .....	1
DUTIES OF A CAMPAIGN TREASURER.....	1
REQUIREMENT TO FILE BEFORE BEGINNING A CAMPAIGN .....	1
WHERE TO FILE A CAMPAIGN TREASURER APPOINTMENT .....	2
FILING WITH A DIFFERENT AUTHORITY .....	3
FORMING A POLITICAL COMMITTEE.....	4
CHANGING A CAMPAIGN TREASURER.....	4
AMENDING A CAMPAIGN TREASURER APPOINTMENT .....	4
REPORTING REQUIREMENT FOR CERTAIN OFFICEHOLDERS .....	4
TERMINATING A CAMPAIGN TREASURER APPOINTMENT .....	4
FILING A FINAL REPORT .....	5
ELECTRONIC FILING.....	5
GUIDES.....	5
<b>SPECIFIC INSTRUCTIONS .....</b>	<b>5</b>
PAGE 1 .....	5
PAGE 2 .....	7

## **APPOINTMENT OF A CAMPAIGN TREASURER BY A CANDIDATE**

### **GENERAL INSTRUCTIONS**

*These instructions are for the APPOINTMENT OF A CAMPAIGN TREASURER BY A CANDIDATE (Form CTA). Use Form CTA only for appointing your campaign treasurer. Use the AMENDMENT (Form ACTA) for changing information previously reported on Form CTA and for renewing your choice to report under the modified schedule. Note: Candidates for most judicial offices use Form JCTA to file a campaign treasurer appointment.*

### **DUTIES OF A CANDIDATE OR OFFICEHOLDER**

As a candidate or officeholder, you alone, not the campaign treasurer, are responsible for filing this form and all candidate/officeholder reports of contributions, expenditures, and loans. Failing to file a report on time or filing an incomplete report may subject you to criminal or civil penalties.

### **QUALIFICATIONS OF CAMPAIGN TREASURER**

A person is ineligible for appointment as a campaign treasurer if the person is the campaign treasurer of a political committee that has outstanding filing obligations (including outstanding penalties). This prohibition does not apply if the committee in connection with which the ineligibility arose has not accepted more than \$5,000 in political contributions or made more than \$5,000 in political expenditures in any semiannual reporting period. A person who violates this prohibition is liable for a civil penalty not to exceed three times the amount of political contributions accepted or political expenditures made in violation of this provision. Note: A candidate may appoint himself or herself as his or her own campaign treasurer.

### **DUTIES OF A CAMPAIGN TREASURER**

State law does not impose any obligations on a candidate's campaign treasurer.

### **REQUIREMENT TO FILE BEFORE BEGINNING A CAMPAIGN**

If you plan to run for a public office in Texas (except for a federal office), you must file this form when you become a candidate even if you do not intend to accept campaign contributions or make campaign expenditures. A "candidate" is a person who knowingly and willingly takes affirmative action for the purpose of gaining nomination or election to public office or for the purpose of satisfying financial obligations incurred by the person in connection with the campaign for nomination or election. Examples of affirmative action include:

- (A) the filing of a campaign treasurer appointment, except that the filing does not constitute candidacy or an announcement of candidacy for purposes of the automatic resignation provisions of Article XVI, Section 65, or Article XI, Section 11, of the Texas Constitution;
- (B) the filing of an application for a place on the ballot;

- (C) the filing of an application for nomination by convention;
- (D) the filing of a declaration of intent to become an independent candidate or a declaration of write-in candidacy;
- (E) the making of a public announcement of a definite intent to run for public office in a particular election, regardless of whether the specific office is mentioned in the announcement;
- (F) before a public announcement of intent, the making of a statement of definite intent to run for public office and the soliciting of support by letter or other mode of communication;
- (G) the soliciting or accepting of a campaign contribution or the making of a campaign expenditure; and
- (H) the seeking of the nomination of an executive committee of a political party to fill a vacancy.

Additionally, the law provides that you must file this form before you may accept a campaign contribution or make or authorize a campaign expenditure, including an expenditure from your personal funds. A filing fee paid to a filing authority to qualify for a place on a ballot is a campaign expenditure that may not be made before filing a campaign treasurer appointment form with the proper filing authority.

If you are an officeholder, you may make officeholder expenditures and accept officeholder contributions without having a campaign treasurer appointment on file. If you do not have a campaign treasurer appointment on file and you wish to accept *campaign* contributions or make *campaign* expenditures in connection with your office or for a different office, you must file this form before doing so. In such a case, a sworn report of contributions, expenditures, and loans will be due no later than the 15th day after filing this form.

## **WHERE TO FILE A CAMPAIGN TREASURER APPOINTMENT**

The appropriate filing authority depends on the office sought or held.

**a. Texas Ethics Commission.** The Texas Ethics Commission (Commission) is the appropriate filing authority for the Secretary of State and for candidates for or holders of the following offices:

- Governor, Lieutenant Governor, Attorney General, Comptroller, Treasurer, Land Commissioner, Agriculture Commissioner, Railroad Commissioner.
- State Senator or State Representative.
- Supreme Court Justice, Court of Criminal Appeals Judge, and Court of Appeals Judge.\*

- State Board of Education.
- A multi-county district judge\* or multi-county district attorney.
- A single-county district judge.\*
- An office of a political subdivision other than a county if the political subdivision includes areas in more than one county and if the governing body of the political subdivision has not been formed.
- A chair of the state executive committee of a political party with a nominee on the ballot in the most recent gubernatorial election.
- A county chair of a political party with a nominee on the ballot in the most recent gubernatorial election if the county has a population of 350,000 or more.

\* Judicial candidates use FORM JCTA to appoint a campaign treasurer.

**b. County Clerk.** The county clerk (or the county elections administrator or tax assessor, as applicable) is the appropriate local filing authority for a candidate for:

- A county office.
- A precinct office.
- A district office (except for multi-county district offices).
- An office of a political subdivision other than a county if the political subdivision is within the boundaries of a single county and if the governing body of the political subdivision has not been formed.
- An elected position on the board of directors of an appraisal district.

**c. Local Filing Authority.** If a candidate is seeking an office of a political subdivision other than a county, the appropriate filing authority is the *clerk or secretary of the governing body* of the political subdivision. If the political subdivision has no clerk or secretary, the appropriate filing authority is the governing body's presiding officer. Basically, any political subdivision that is authorized by the laws of this state to hold an election is considered a local filing authority. Examples are cities, school districts, and municipal utility districts.

## FILING WITH A DIFFERENT AUTHORITY

If you have a campaign treasurer appointment on file with one authority, and you wish to accept campaign contributions or make or authorize campaign expenditures in connection with another office that would require filing with a different authority, you must file a new campaign treasurer appointment *and* a copy of your old campaign treasurer appointment (certified by the old authority) with the new filing authority before beginning your campaign. You should also

provide written notice to the original filing authority that your future reports will be filed with another authority; use Form CTA-T for this purpose.

### **FORMING A POLITICAL COMMITTEE**

As a candidate, you must file an APPOINTMENT OF A CAMPAIGN TREASURER BY A CANDIDATE (FORM CTA). You may also form a specific-purpose committee to support your candidacy. Remember that filing a campaign treasurer appointment for a political committee does not eliminate the requirement that a candidate file his or her own campaign treasurer appointment (FORM CTA) and the related reports.

**NOTE:** *See the Campaign Finance Guide for Political Committees for further information about specific-purpose committees.*

### **CHANGING A CAMPAIGN TREASURER**

If you wish to change your campaign treasurer, simply file an amended campaign treasurer appointment (FORM ACTA). This will automatically terminate the outgoing campaign treasurer appointment.

### **AMENDING A CAMPAIGN TREASURER APPOINTMENT**

If *any* of the information reported on the campaign treasurer appointment (FORM CTA) changes, file an AMENDMENT: APPOINTMENT OF A CAMPAIGN TREASURER BY A CANDIDATE (FORM ACTA) to report the change.

### **REPORTING REQUIREMENT FOR CERTAIN OFFICEHOLDERS**

If you are an officeholder who appoints a campaign treasurer after a period of not having one, you must file a report of contributions, expenditures, and loans no later than the 15th day after your appointment is effective. This requirement is not applicable if you are a candidate or an officeholder who is merely changing campaign treasurers.

### **TERMINATING A CAMPAIGN TREASURER APPOINTMENT**

You may terminate your campaign treasurer appointment at any time by:

- 1) filing a campaign treasurer appointment for a successor campaign treasurer, or
- 2) filing a final report.

Remember that you may not accept any campaign contributions or make or authorize any campaign expenditures without a campaign treasurer appointment on file. You may, however, accept officeholder contributions and make or authorize officeholder expenditures.

If your campaign treasurer quits, he or she must give written notice to both you and your filing authority. The termination will be effective on the date you receive the notice or on the date your filing authority receives the notice, whichever is later.



## FILING A FINAL REPORT

For filing purposes, you are a “candidate” as long as you have an appointment of campaign treasurer on file. If you do not expect to accept any further campaign contributions or to make any further campaign expenditures, you may file a final report of contributions and expenditures. A final report terminates your appointment of campaign treasurer and relieves you of the obligation of filing further reports as a candidate. If you have surplus funds, or if you retain assets purchased with political funds, you will be required to file annual reports. (*See instructions for FORM C/OH - UC.*) If you are an officeholder at the time of filing a final report, you may be required to file semiannual reports of contributions, expenditures, and loans as an officeholder.

If you do not have an appointment of campaign treasurer on file, you may not accept *campaign* contributions or make *campaign* expenditures. A payment on a campaign debt is a campaign expenditure. An officeholder who does not have an appointment of campaign treasurer on file may accept *officeholder* contributions and make *officeholder* expenditures.

To file a final report, you must complete the CANDIDATE/OFFICEHOLDER CAMPAIGN FINANCE REPORT (FORM C/OH), check the “final” box on Page 1, Section 9, and complete and attach the DESIGNATION OF FINAL REPORT (FORM C/OH-FR).

## ELECTRONIC FILING

All persons filing campaign finance reports with the Commission are required to file those reports electronically unless the person is entitled to claim an exemption. Please check the Commission’s website at <http://www.ethics.state.tx.us> for information about exemptions from the electronic filing requirements.

## GUIDES

All candidates should review the applicable Commission’s campaign finance guide. Guides are available on the Commission’s website at <http://www.ethics.state.tx.us>.

## SPECIFIC INSTRUCTIONS

*Each numbered item in these instructions corresponds to the same numbered item on the form.*

### PAGE 1

- 1. TOTAL PAGES FILED:** After you have completed the form, enter the total number of pages of this form and any additional pages. A “page” is one side of a two-sided form. If you are not using a two-sided form, a “page” is a single sheet.
- 2. CANDIDATE NAME:** Enter your full name, including nicknames and suffixes (e.g., Sr., Jr., III), if applicable. Enter your name in the same way on Page 2, Section 11, of this form.
- 3. CANDIDATE MAILING ADDRESS:** Enter your complete mailing address, including zip code. This information will allow your filing authority to correspond with you. We recommend using a PO Box or other address where you receive mail, rather than your home

address. This will be public information. If this information changes, please notify your filing authority immediately.

4. **CANDIDATE PHONE:** Enter your phone number, including the area code and extension, if applicable.
5. **OFFICE HELD:** If you are an officeholder, please enter the office you currently hold. Include the district, precinct, or other designation for the office, if applicable.
6. **OFFICE SOUGHT:** If you are a candidate, please enter the office you seek, if known. Include the district, precinct, or other designation for the office, if applicable.
7. **CAMPAIGN TREASURER NAME:** Enter the full name of your campaign treasurer, including nicknames and suffixes (e.g., Sr., Jr., III), if applicable.
8. **CAMPAIGN TREASURER STREET ADDRESS:** Enter the complete street address of your campaign treasurer, including the zip code. You may enter either the treasurer's business or residential street address. If you are your own treasurer, you may enter either your business or residential street address.
9. **CAMPAIGN TREASURER PHONE:** Enter the phone number of your campaign treasurer, including the area code and extension, if applicable.
10. **CANDIDATE SIGNATURE:** Enter your signature after reading the summary. Your signature here indicates that you have read the following summary of the nepotism law; that you are aware of your responsibility to file timely reports; and that you are aware of the restrictions on contributions from corporations and labor organizations.
  - The Texas nepotism law (Government Code, chapter 573) imposes certain restrictions on both officeholders and candidates. You should consult the statute in regard to the restrictions applicable to officeholders.
  - A candidate may not take an affirmative action to influence an employee of the office to which the candidate seeks election in regard to the appointment, confirmation, employment or employment conditions of an individual who is related to the candidate within a prohibited degree.
  - A candidate for a multi-member governmental body may not take an affirmative action to influence an officer or employee of the governmental body to which the candidate seeks election in regard to the appointment, confirmation, or employment of an individual related to the candidate in a prohibited degree.
  - Two people are related within a prohibited degree if they are related within the third degree by consanguinity (blood) or the second degree by affinity (marriage). The degree of consanguinity is determined by the number of generations that separate them. If neither is descended from the other, the degree of consanguinity is determined by adding the number of generations that each is separated from a common ancestor. Examples: (1) first degree - parent to child; (2) second degree - grandparent to grandchild; or brother to sister; (3) third degree - great-grandparent

to great-grandchild; or aunt to niece who is child of individual's brother or sister. A husband and wife are related in the first degree by affinity. A wife has the same degree of relationship by affinity to her husband's relatives as her husband has by consanguinity. For example, a wife is related to her husband's grandmother in the second degree by affinity.

## **PAGE 2**

**11. CANDIDATE NAME:** Enter your name as you did on Page 1.

**12. MODIFIED REPORTING DECLARATION:** Sign this option if you wish to report under the modified reporting schedule.

The modified reporting option is not available for candidates for the office of state chair of a political party and candidates for county chair of a political party.

To the left of your signature, enter the year of the election or election cycle to which your selection of modified reporting applies.

Your selection of modified reporting is valid for an entire election cycle. For example, if you choose modified reporting before a primary election, your selection remains in effect for any runoff and for the general election and any related runoff. You must make this selection at least 30 days before the first election to which your selection applies.

An opposed candidate in an election is eligible to report under the modified reporting schedule if he or she does not intend to accept more than \$1,140 in political contributions or make more than \$1,140 in political expenditures in connection with an election. The amount of a filing fee paid to qualify for a place on the ballot does not count against the \$1,140 expenditure limit. An opposed candidate who reports under the modified schedule is not required to file pre-election reports (due 30 days and 8 days before an election) or runoff reports (due 8 days before a runoff). (Note: An *unopposed* candidate is not required to file pre-election reports in the first place.) The obligations to file semiannual reports, special pre-election reports (formerly known as telegram reports), or special session reports, if applicable, are not affected by selecting the modified schedule.

The \$1,140 maximums apply to each election within the cycle. In other words, you are limited to \$1,140 in contributions and expenditures in connection with the primary, an additional \$1,140 in contributions and expenditures in connection with the general election, and an additional \$1,140 in contributions and expenditures in connection with a runoff.

**EXCEEDING \$1,140 IN CONTRIBUTIONS OR EXPENDITURES.** If you exceed \$1,140 in contributions or expenditures in connection with an election, you must file according to the regular filing schedule. In other words, you must file pre-election reports and a runoff report, if you are in a runoff.

If you exceed either of the \$1,140 limits *after the 30th day before the election*, you must file a sworn report of contributions and expenditures within 48 hours after exceeding the limit. After that, you must file any pre-election reports or runoff reports that are due under the regular filing schedule.

Your selection is not valid for other elections or election cycles. Use the AMENDMENT (FORM ACTA) to renew your option to file under the modified schedule for a different election year or election cycle.

*For more information, see the Commission's campaign finance guide that applies to you.*

# APPOINTMENT OF A CAMPAIGN TREASURER BY A CANDIDATE

FORM CTA  
PG 1

See CTA Instruction Guide for detailed instructions.		1 Total pages filed:	
2 CANDIDATE NAME	MS / MRS / MR FIRST MI	OFFICE USE ONLY	
	NICKNAME LAST SUFFIX		
3 CANDIDATE MAILING ADDRESS	ADDRESS / PO BOX; APT / SUITE #: CITY; STATE; ZIP CODE	Filer ID #	
		Date Received	
4 CANDIDATE PHONE	AREA CODE PHONE NUMBER EXTENSION	Date Hand-delivered or Postmarked	
	( )	Receipt # Amount \$	Date Processed
5 OFFICE HELD (if any)		Date Imaged	
6 OFFICE SOUGHT (if known)			
7 CAMPAIGN TREASURER NAME	MS/MRS/MR FIRST MI NICKNAME LAST SUFFIX		
8 CAMPAIGN TREASURER STREET ADDRESS (residence or business)	STREET ADDRESS; APT / SUITE #: CITY; STATE; ZIP CODE		
9 CAMPAIGN TREASURER PHONE	AREA CODE PHONE NUMBER EXTENSION		
10 CANDIDATE SIGNATURE	<p>I am aware of the Nepotism Law, Chapter 573 of the Texas Government Code.</p> <p>I am aware of my responsibility to file timely reports as required by title 15 of the Election Code.</p> <p>I am aware of the restrictions in title 15 of the Election Code on contributions from corporations and labor organizations.</p> <p>_____ Signature of Candidate</p> <p>_____ Date Signed</p>		

GO TO PAGE 2



# CANDIDATE MODIFIED REPORTING DECLARATION

FORM CTA  
PG 2

11 CANDIDATE  
NAME

12 MODIFIED  
REPORTING  
DECLARATION

## COMPLETE THIS SECTION ONLY IF YOU ARE CHOOSING MODIFIED REPORTING

**•• This declaration must be filed no later than the 30th day before  
the first election to which the declaration applies. ••**

**•• The modified reporting option is valid for one election cycle only. ••**  
(An election cycle includes a primary election, a general election, and any related runoffs.)

**• Candidates for the office of state chair of a political party  
may NOT choose modified reporting. ••**

I do not intend to accept more than \$1,140 in political contributions or  
make more than \$1,140 in political expenditures (excluding filing  
fees) in connection with any future election within the election  
cycle. I understand that if either one of those limits is exceeded, I  
will be required to file pre-election reports and, if necessary, a  
runoff report.

\_\_\_\_\_  
Year of election(s) or election cycle to  
which declaration applies

\_\_\_\_\_  
Signature of Candidate

**This appointment is effective on the date it is filed with the appropriate filing authority.**

TEC Filers may send this form to the TEC electronically at [treasappoint@ethics.state.tx.us](mailto:treasappoint@ethics.state.tx.us)  
or mail to

Texas Ethics Commission  
P.O. Box 12070  
Austin, TX 78711-2070

Non-TEC Filers must file this form with the local filing authority  
**DO NOT SEND TO TEC**

For more information about where to file go to:  
<https://www.ethics.state.tx.us/filinginfo/QuickFileAReport.php>






# **TEXAS ETHICS COMMISSION**

## **AMENDMENT: APPOINTMENT OF A CAMPAIGN TREASURER BY A CANDIDATE**

### **FORM ACTA—INSTRUCTION GUIDE**



**Revised January 1, 2026**

**Texas Ethics Commission, P.O. Box 12070, Austin, Texas 78711**

**[www.ethics.state.tx.us](http://www.ethics.state.tx.us)**

**(512) 463-5800 • TDD (800) 735-2989**

***Promoting Public Confidence in Government***

## FORM ACTA—AMENDMENT: APPOINTMENT OF A CAMPAIGN TREASURER BY A CANDIDATE

### GENERAL INSTRUCTIONS

*These instructions are for the AMENDMENT: APPOINTMENT OF A CAMPAIGN TREASURER BY A CANDIDATE (Form ACTA). Use this form for changing information previously reported on Form CTA and for renewing your choice to report under the modified schedule. The information you enter on this form will replace the information from your previous APPOINTMENT OF A CAMPAIGN TREASURER BY A CANDIDATE (Form CTA).*

If any of the information required to be reported on your CAMPAIGN TREASURER APPOINTMENT changes, you should file an amendment. Use the AMENDMENT form (Form ACTA) to report the changes. Do not use the APPOINTMENT form (Form CTA).

You must also use the AMENDMENT form to renew your option to file under the modified schedule.

Except for your name at the top of the form (and your filer account number, if you file with the Texas Ethics Commission (Commission)), enter only the information that is *different* from what is on your current campaign treasurer appointment. Do not repeat information that has not changed. The “NEW” boxes emphasize that the information entered on this form should only be information that is different from what was previously reported. Any information entered in a space with a “NEW” box will replace the existing information.

### SPECIFIC INSTRUCTIONS

*Each numbered item in these instructions corresponds to the same numbered item on the form.*

#### **PAGE 1**

- 1. CANDIDATE NAME:** Enter your name as it is on your current campaign treasurer appointment. Enter your name in the same way on Page 2, Section 13, of this form. If you are reporting a name change, enter your new name under Section 4.
- 2. FILER ID #:** If you are filing with the Commission, you were assigned a filer account number when you filed your initial campaign treasurer appointment. You should have received a letter acknowledging receipt of the form and informing you of your account number. Enter this number wherever you see “FILER ID #.” If you do not file with the Ethics Commission, you are not required to enter an account number.
- 3. TOTAL PAGES FILED:** After you have completed the form, enter the total number of pages of this form and any additional pages. A “page” is one side of a two-sided form. If you are not using a two-sided form, a “page” is a single sheet.

4. **CANDIDATE NAME:** Complete this section only if your name has *changed*. If your name has changed, enter your complete new name, including nicknames and suffixes (e.g., Sr., Jr., III) if applicable.
5. **CANDIDATE MAILING ADDRESS:** Complete this section only if your mailing address has *changed*. If your mailing address has changed, enter your complete new address, including zip code. This information will allow your filing authority to correspond with you. We recommend using a PO Box or other address where you receive mail, rather than your home address. This will be public information.
6. **CANDIDATE PHONE:** Complete this section only if your phone number has *changed*. If your phone number has changed, enter your new phone number, including the area code and extension, if applicable.
7. **OFFICE HELD:** If you are an officeholder, complete this section only if your office has *changed*. If your office has changed, please enter the new office held. Include the district, precinct, or other designation for the office, if applicable.
8. **OFFICE SOUGHT:** If you are a candidate, complete this section only if the office you seek has *changed*. If the office has changed, please enter the office you now seek, if known. Include the district, precinct, or other designation for the office, if applicable.

**Note:** Changing the office you are seeking may require you to file your reports with a different filing authority. See the Campaign Finance Guide for further information on filing with a different authority.

9. **CAMPAIGN TREASURER NAME:** Complete this section only if your campaign treasurer has *changed*. If your campaign treasurer has changed, enter the full name of your new campaign treasurer, including nicknames and suffixes (e.g., Sr., Jr., III), if applicable.

**Qualifications of Campaign Treasurer.** A person is ineligible for appointment as a campaign treasurer if the person is the campaign treasurer of a political committee that has outstanding filing obligations (including outstanding penalties). This prohibition does not apply if the committee in connection with which the ineligibility arose has not accepted more than \$5,000 in political contributions or made more than \$5,000 in political expenditures in any semiannual reporting period. A person who violates this prohibition is liable for a civil penalty not to exceed three times the amount of political contributions accepted or political expenditures made in violation of this provision.

10. **CAMPAIGN TREASURER STREET ADDRESS:** Complete this section only if your campaign treasurer's street address has *changed*. If your campaign treasurer's street address has changed, enter the complete new address of your campaign treasurer, including the zip code. You may enter either the treasurer's new business or residential street address. If you are your own treasurer, you may enter either your business or residential street address.
11. **CAMPAIGN TREASURER PHONE:** Complete this section only if your campaign treasurer's phone number has *changed*. If your campaign treasurer's phone number has

changed, enter the new phone number of your campaign treasurer, including the area code and extension, if applicable.

**12. CANDIDATE SIGNATURE:** Enter your signature after reading the summary. Your signature here indicates that you have read the following summary of the nepotism law; that you are aware of your responsibility to file timely reports; and that you are aware of the restrictions on contributions from corporations and labor organizations.

- The Texas nepotism law (Government Code, chapter 573) imposes certain restrictions on both officeholders and candidates. You should consult the statute in regard to the restrictions applicable to officeholders.
- A candidate may not take an affirmative action to influence an employee of the office to which the candidate seeks election in regard to the appointment, confirmation, employment or employment conditions of an individual who is related to the candidate within a prohibited degree.
- A candidate for a multi-member governmental body may not take an affirmative action to influence an officer or employee of the governmental body to which the candidate seeks election in regard to the appointment, confirmation, or employment of an individual related to the candidate in a prohibited degree.
- Two people are related within a prohibited degree if they are related within the third degree by consanguinity (blood) or the second degree by affinity (marriage). The *degree of consanguinity* is determined by the number of generations that separate them. If neither is descended from the other, the degree of consanguinity is determined by adding the number of generations that each is separated from a common ancestor. **Examples:** (1) first degree - parent to child; (2) second degree - grandparent to grandchild; or brother to sister; (3) third degree - great-grandparent to great-grandchild; or aunt to niece who is child of individual's brother or sister. A husband and wife are related in the first degree by affinity. A wife has the same degree of relationship by affinity to her husband's relatives as her husband has by consanguinity. For example, a wife is related to her husband's grandmother in the second degree by affinity.

**Note:** The changes you have made on this form will replace the information on your previous APPOINTMENT form (Form CTA).

## **PAGE 2**

**13. CANDIDATE NAME:** Enter your name as you did on Page 1, Section 1.

**14. MODIFIED REPORTING DECLARATION:** Sign this option if you wish to report under the modified reporting schedule.

The modified reporting option is not available for candidates for the office of state chair of a political party.

To the left of your signature, enter the year of the election or election cycle to which your selection of modified reporting applies.

Your selection of modified reporting is valid for an entire election cycle. For example, if you choose modified reporting before a primary election, your selection remains in effect for any runoff and for the general election and any related runoff. You must make this selection at least 30 days before the first election to which your selection applies.

An opposed candidate in an election is eligible to report under the modified reporting schedule if he or she does not intend to accept more than \$1,140 in political contributions or make more than \$1,140 in political expenditures in connection with an election. The amount of a filing fee paid to qualify for a place on the ballot does not count against the \$1,140 expenditure limit. An opposed candidate who reports under the modified schedule is not required to file pre-election reports (due 30 days and 8 days before an election) or runoff reports (due 8 days before a runoff). (Note: An *unopposed* candidate is not required to file pre-election reports in the first place.) The obligations to file semi-annual reports, special pre-election reports, or special session reports, if applicable, are not affected by selecting the modified schedule.

The \$1,140 maximums apply to each election within the cycle. In other words, you are limited to \$1,140 in contributions and expenditures in connection with the primary, an additional \$1,140 in contributions and expenditures in connection with the general election, and an additional \$1,140 in contributions and expenditures in connection with a runoff.

**Exceeding \$1,140 in contributions or expenditures.** If you exceed \$1,140 in contributions or expenditures in connection with an election, you must file according to the regular schedule. In other words, you must file pre-election reports and a runoff report, if you are in a runoff.

If you exceed either of the \$1,140 limits *after the 30th day before the election*, you must file a sworn report of contributions and expenditures within 48 hours after exceeding the limit. After that, you must file any pre-election reports or runoff reports that are due under the regular filing schedule.

Your selection is not valid for other elections or election cycles. Use another amendment form (ACTA) to renew your option to file under the modified schedule.

*For more information, see the Commission's campaign finance guide that applies to you.*



# AMENDMENT: APPOINTMENT OF A CAMPAIGN TREASURER BY A CANDIDATE

FORM ACTA  
PG 1

1 CANDIDATE NAME	2 FILER ID #	3 Total pages filed
------------------	--------------	---------------------

See ACTA Instruction Guide for detailed instructions.  
Use this form for changes to existing information *only*. Do not provide information previously disclosed.

4 CANDIDATE NAME	NEW	MS / MRS / MR	FIRST	MI	OFFICE USE ONLY		
	NICKNAME		LAST	SUFFIX			
5 CANDIDATE MAILING ADDRESS	NEW	ADDRESS / PO BOX; APT / SUITE #; CITY; STATE; ZIP CODE				Date Received	
					Date Hand-delivered or Postmarked		
6 CANDIDATE PHONE	NEW	AREA CODE	PHONE NUMBER	EXTENSION	Receipt #	Amount \$	
	( )				Date Processed	Date Imaged	
7 OFFICE HELD (if any)	NEW						
8 OFFICE SOUGHT (if known)	NEW						
9 CAMPAIGN TREASURER NAME	NEW	MS / MRS / MR	FIRST	MI	NICKNAME	LAST	SUFFIX
10 CAMPAIGN TREASURER STREET ADDRESS (residence or business)	NEW	STREET ADDRESS (NO PO BOX PLEASE); APT / SUITE #; CITY; STATE; ZIP CODE					
11 CAMPAIGN TREASURER PHONE	NEW	AREA CODE	PHONE NUMBER	EXTENSION			
	( )						
12 CANDIDATE SIGNATURE	<p>I am aware of the Nepotism Law, Chapter 573 of the Texas Government Code.</p> <p>I am aware of my responsibility to file timely reports as required by title 15 of the Election Code.</p> <p>I am aware of the restrictions in title 15 of the Election Code on contributions from corporations and labor organizations.</p>						
	Signature of Candidate				Date Signed		

GO TO PAGE 2





**AMENDMENT:**  
**CANDIDATE MODIFIED REPORTING DECLARATION**

**FORM ACTA**  
**PG 2**

**13 CANDIDATE  
NAME**

**14 MODIFIED  
REPORTING  
DECLARATION**

**NEW**

**COMPLETE THIS SECTION ONLY IF YOU ARE  
CHOOSING MODIFIED REPORTING**

**•• This declaration must be filed no later than the 30th day before  
the first election to which the declaration applies. ••**

**•• The modified reporting option is valid for one election cycle only. ••**  
(An election cycle includes a primary election, a general election, and any related runoffs.)

**•• Candidates for the office of state chair of a political party  
may NOT choose modified reporting. ••**

I do not intend to accept more than \$1,140 in political contributions  
or make more than \$1,140 in political expenditures (excluding  
filing fees) in connection with any future election within the election  
cycle. I understand that if either one of those limits is exceeded, I  
will be required to file pre-election reports and, if necessary, a  
runoff report.

\_\_\_\_\_  
Year of election(s) or election cycle to  
which declaration applies

\_\_\_\_\_  
Signature of Candidate

**This appointment is effective on the date it is filed with the appropriate filing authority.**

TEC Filers may send this form to the TEC electronically at [treasappoint@ethics.state.tx.us](mailto:treasappoint@ethics.state.tx.us)

or mail to

Texas Ethics Commission  
P.O. Box 12070  
Austin, TX 78711-2070

Non-TEC Filers must file this form with the local filing authority  
**DO NOT SEND TO TEC**

For more information about where to file go to:

<https://www.ethics.state.tx.us/filinginfo/QuickFileAReport.php>



# **TEXAS ETHICS COMMISSION**

## **CANDIDATE/OFFICEHOLDER CAMPAIGN FINANCE REPORT**

**FORM C/OH – INSTRUCTION GUIDE**

**(LOCAL PAPER FILERS ONLY)**

**For Reports Due on or after January 1, 2026**



**Revised January 1, 2026**

**Texas Ethics Commission, P.O. Box 12070, Austin, Texas 78711**

**[www.ethics.state.tx.us](http://www.ethics.state.tx.us)**

**(512) 463-5800 • TDD (800) 735-2989**

***Promoting Public Confidence in Government***

# FORM C/OH – INSTRUCTION GUIDE

## TABLE OF CONTENTS

*These instructions are for the CANDIDATE/OFFICEHOLDER CAMPAIGN FINANCE REPORT (Form C/OH) and all schedules that are filed with it. FORM C/OH includes a three-page cover sheet and Schedules A1, A2, B, E, F1, F2, F3, F4, G, H, I, K, and T. Candidates or officeholders filing a Final Report should also attach Form C/OH-FR. All filers must submit the three-page cover sheet, but only the schedules on which there is information to report need to be included.*

<b>GENERAL INSTRUCTIONS .....</b>	<b>3</b>
IMPORTANT UPDATES .....	3
ELECTRONIC FILING.....	3
Filling Out The Forms .....	3
TEXAS Ethics Commission GUIDES.....	4
Photocopies Of Forms.....	4
Filing Date .....	4
<b>FORM C/OH: CANDIDATE/OFFICEHOLDER CAMPAIGN FINANCE REPORT.....</b>	<b>5</b>
GENERAL INFORMATION.....	5
COMPLETING THE COVER SHEET .....	7
PAGE 1 .....	7
PAGE 2 .....	13
PAGE 3 .....	15
SCHEDULE A1: MONETARY POLITICAL CONTRIBUTIONS .....	18
SCHEDULE A2: NON-MONETARY (IN-KIND) POLITICAL CONTRIBUTIONS .....	21
SCHEDULE B: PLEDGED CONTRIBUTIONS .....	23
SCHEDULE E: LOANS.....	26
SCHEDULE F1: POLITICAL EXPENDITURES FROM POLITICAL CONTRIBUTIONS .....	29
SCHEDULE F2: UNPAID INCURRED OBLIGATIONS .....	32
SCHEDULE F3: PURCHASE OF INVESTMENTS FROM POLITICAL CONTRIBUTIONS .....	34
SCHEDULE F4: EXPENDITURES MADE BY CREDIT CARD.....	35
SCHEDULE G: POLITICAL EXPENDITURES MADE FROM PERSONAL FUNDS .....	38
SCHEDULE H PAYMENT FROM POLITICAL CONTRIBUTIONS TO A BUSINESS OF C/OH .....	40
SCHEDULE I: NON-POLITICAL EXPENDITURES MADE FROM POLITICAL CONTRIBUTIONS .....	41
SCHEDULE K: INTEREST, CREDITS, GAINS, REFUNDS, AND CONTRIBUTIONS RETURNED TO FILER.....	42
SCHEDULE T: IN-KIND CONTRIBUTIONS OR POLITICAL EXPENDITURES FOR TRAVEL OUTSIDE OF TEXAS.....	43
<b>FORM C/OH-FR: DESIGNATION OF FINAL REPORT .....</b>	<b>44</b>
GENERAL INFORMATION.....	44
COMPLETING THE FORM.....	45
<b>ADDITIONAL INFORMATION REGARDING EXPENDITURES.....</b>	<b>46</b>
EXAMPLES: REPORTING EXPENDITURES MADE BY CREDIT CARD .....	46
EXAMPLES: PURPOSE OF EXPENDITURES .....	51
EXAMPLES: REPORTING EXPENDITURES FROM PERSONAL FUNDS .....	53
EXAMPLES: REPORTING STAFF REIMBURSEMENT.....	55

## GENERAL INSTRUCTIONS

*These general instructions apply to all C/OH forms required to be filed under title 15, Texas Election Code, for activity that occurs on or after January 1, 2026. For a report that includes activity occurring before January 1, 2026, you must use the instructions applicable before that time, which are available on the Texas Ethics Commission's website at <https://www.ethics.state.tx.us/forms/coh/cohfrm.php>.*

## IMPORTANT UPDATES

### Increased Disclosure Thresholds

On January 1, 2020, the Texas Ethics Commission began adjusting certain reporting thresholds to account for inflation. As directed by section 571.064 of the Texas Government Code, the Commission is required to annually adjust these thresholds upward to the nearest multiple of \$10 in accordance with the percentage increase for the previous year in the Consumer Price Index for Urban Consumers published by the Bureau of Labor Statistics of the United States Department of Labor. Accordingly, one or more thresholds will generally be adjusted each year, depending upon the figures in the index.

These changes will be made effective January 1<sup>st</sup> of each calendar year; the affected numbers and corresponding new thresholds are located in 1 T.A.C. §18.31, which can be found here: <https://www.ethics.state.tx.us/rules/>. The higher itemization thresholds will be reflected on the paper forms and in these instructions, as applicable.

Verify that you are using the correct thresholds and forms that apply to your filing. For example, if you are filing a campaign finance report or lobby activities report that is due in January of 2025, you must use the forms and instructions that are applicable to the period ending December 31, 2024.

### Contributions Made Electronically Must Be Itemized

Beginning on September 1, 2019, all political contributions that are made electronically and accepted by a filer during the reporting period must be itemized in the filer's campaign finance report. This change is made by House Bill 2586, adopted by the 86th Texas Legislature.

## ELECTRONIC FILING

All persons filing campaign finance reports with the Texas Ethics Commission (Commission) are required to file those reports electronically unless the person is eligible to claim an exemption. Check the Commission's website at <https://www.ethics.state.tx.us> for information about exemptions from the electronic filing requirement.

## FILLING OUT THE FORMS

All reports filed on paper must be either handwritten in ink or typewritten. If you complete the report by hand, print everything other than your signature.

If you are filing with the Commission, and you are eligible to claim an exemption to electronic filing, ***you may use your own computer-generated form*** if it provides for disclosure of all the information required on the Commission's form and it is *substantially identical* in paper size, color, layout, and format. A substitute form that is substantially identical to the Commission's prescribed form must be submitted for pre-approval by the Commission's executive director.

Always file the cover sheet of the campaign finance report form. You need to file only those schedules on which you have information to report.

You must keep an exact copy of each report filed and all records necessary to complete the report for at least two (2) years after the deadline for filing the report.

If you have questions, contact our legal department at [helpline@ethics.state.tx.us](mailto:helpline@ethics.state.tx.us).

## TEXAS ETHICS COMMISSION GUIDES

The Commission publishes a Campaign Finance Guide for each type of filer. These guides are designed to explain your responsibilities as a filer. The Commission encourages you to read the appropriate guide before you begin accepting political contributions or making or authorizing political expenditures.

## PHOTOCOPIES OF FORMS

You may use photocopies of Commission forms. For example, if the space provided on Schedule A1 is insufficient, you may make copies of a blank Schedule A1 form and attach more pages as needed.

## FILING DATE

For most reporting deadlines, a document is considered timely filed if it is properly addressed with postage or handling charges prepaid and bears a postmark or receipt mark of a common or contract carrier indicating a time on or before the deadline.

**Pre-Election Reports:** A report due 30 days before an election and a report due 8 days before an election must be *received* by the appropriate filing authority no later than the report due date.

If you are filing with the Commission, address your reports and correspondence to the Texas Ethics Commission, P.O. Box 12070, Austin, Texas 78711-2070. For hand-deliveries, the Commission's street address is 201 East 14th Street, Sam Houston Building, 10th Floor, Austin, Texas 78701.

If the due date for a report falls on a Saturday, Sunday, or legal holiday, the report is due on the next regular business day.

## **FORM C/OH: CANDIDATE/OFFICEHOLDER CAMPAIGN FINANCE REPORT**

*These instructions are for the CANDIDATE/OFFICEHOLDER CAMPAIGN FINANCE REPORT (Form C/OH). A complete report includes the Form C/OH cover sheet, and any of the following schedules on which there is information to report: A1, A2, B, E, F1, F2, F3, F4, G, H, I, K, and T. A complete Final Report must also include Form C/OH-FR.*

*Note: Judicial candidates and officeholders must use a different form, Form JC/OH.*

### **GENERAL INFORMATION**

Use Form C/OH for filing the following reports:

- Semiannual reports (January 15 and July 15)
- Pre-election reports (30th day before election, 8th day before election)
- Runoff report (8th day before runoff election)
- Exceeded Modified Reporting Limit report
- 15th day after officeholder campaign treasurer appointment
- Final Report

See the instructions for sections 9 and 10 of the Cover Sheet for help in deciding which reports you are required to file.

### **OFFICEHOLDER ACTIVITY**

An officeholder may make officeholder expenditures and accept officeholder contributions without having a campaign treasurer appointment on file. However, an officeholder must have a campaign treasurer appointment on file before the officeholder may make campaign expenditures or accept campaign contributions.

### **DUTIES OF CANDIDATE OR OFFICEHOLDER**

As a candidate or officeholder, you alone, not the campaign treasurer, are responsible for filing this form. Failing to file a report on time or filing an incomplete report may subject you to criminal or civil penalties.

### **DUTIES OF CAMPAIGN TREASURER**

State law does not impose any reporting or record-keeping obligations on a candidate's campaign treasurer.

## WHERE TO FILE

This form is filed with the same filing authority with which you were required to file your Campaign Treasurer Appointment (Form CTA). If you are an officeholder who does not have a campaign treasurer appointment on file, file your reports with the same authority with which a candidate for your office must file the campaign treasurer appointment.

## FILING A FINAL REPORT

For filing purposes, you are a “candidate” as long as you have an appointment of campaign treasurer on file. If you do not expect to accept any further campaign contributions or to make any further campaign expenditures, you may file a Final Report of contributions and expenditures. A Final Report terminates your appointment of campaign treasurer and relieves you of the obligation of filing further reports *as a candidate*. If you are an officeholder at the time of filing a Final Report, you may be required to file semiannual reports of contributions and expenditures as an officeholder. The only officeholders who are not required to file semiannual reports are officeholders who file locally, who do not have a campaign treasurer appointment on file, *and* who do not exceed \$1,140 in contributions or expenditures during the reporting period.

You are required to file a report of unexpended contributions (using Form C/OH-UC) if *all* of the following apply to you: you are not a current officeholder, you have filed a final report, and you retain political contributions. Officeholders who leave office, no longer have a treasurer appointment on file, file a final report, and still retain political contributions will also owe this report. See Instructions for Form C/OH-UC for further information. To file a Final Report, you must complete the “C/OH CAMPAIGN FINANCE REPORT” (Form C/OH), check the “final” box in section 9 on the Cover Sheet, and complete and attach the “C/OH REPORT: DESIGNATION OF FINAL REPORT” (Form C/OH- FR).



## COMPLETING THE COVER SHEET

*Each numbered item in these instructions corresponds to the same numbered item on the form.*

### PAGE 1

1. **FILER ID:** If you are filing with the Commission, you were assigned a filer identification number when you filed your initial campaign treasurer appointment. You should have received a letter acknowledging receipt of the form and informing you of your Filer ID. Enter this number wherever you see “FILER ID.” If you do not file with the Commission, you are not required to enter a Filer ID.
2. **TOTAL PAGES FILED:** After you have completed the form, count the total number of pages of this form and any attached schedules. Enter that number where indicated on the top line of page 1 only. Each side of a two-sided form counts as one page.
3. **CANDIDATE/OFFICEHOLDER NAME:** Enter your full name, including nicknames and suffixes (e.g., Sr., Jr., III), if applicable.
4. **CANDIDATE/OFFICEHOLDER MAILING ADDRESS:** Enter your complete mailing address. If your mailing address has changed since you last gave notice of your address, check the “Change of Address” box.
5. **CANDIDATE/OFFICEHOLDER PHONE:** Enter your phone number including the area code, and your extension, if applicable.

*Sections 6 - 8 pertain to a candidate's campaign treasurer. If you are an officeholder who does not have a campaign treasurer appointment on file, skip these sections.*

6. **CAMPAIGN TREASURER NAME:** Enter the full name of your campaign treasurer, including nicknames and suffixes (e.g., Sr., Jr., III), if applicable.
7. **CAMPAIGN TREASURER ADDRESS:** Enter the complete address of your campaign treasurer.
8. **CAMPAIGN TREASURER PHONE:** Enter the phone number of your campaign treasurer including the area code, and the extension, if applicable.
9. **REPORT TYPE:** Check the box that describes the type of report you are filing, according to the descriptions below. See the instructions for section 10 for the periods covered by each type of report.

**January 15 (Semiannual) Report:** All candidates and most officeholders must file a semiannual report by January 15. The only officeholders who are not required to file this report are officeholders who file locally, who do not have a campaign treasurer appointment on file, *and* who do not exceed \$1,140 in contributions or expenditures during the reporting period.

All candidates and officeholders who file with the Commission must file this report by midnight Central Time on the January 15 report due date. All candidates and officeholders who file locally must file this report by 5 p.m. on the January 15 report due date.

Note: Anyone who has a campaign treasurer appointment (Form CTA) on file must file semiannual reports, even after an election has ended and even if the filer lost the election. To end this semiannual filing requirement, the filer must cease campaign activity and file a Final Report. (See “Final Report” below for more information.)

**July 15 (Semiannual) Report:** All candidates and most officeholders must file a semiannual report by July 15. The only officeholders who are not required to file this report are officeholders who file locally, who do not have a campaign treasurer appointment on file, *and* who do not exceed \$1,140 in contributions or expenditures during the reporting period.

See “January 15 Report” above for more information on filing requirements and deadlines for semiannual reports.

**30th Day Before Election Report:** Opposed candidates in an election who did not choose the modified reporting schedule must file this pre-election report. If an opposed candidate chose modified reporting, but then exceeded a threshold before the 30th day before the election, the candidate must file this report.

The report is due no later than 30 days before the election. For all candidates and officeholders who file with the Commission, this report must be received by the Commission no later than midnight Central Time on the report due date. For all candidates and officeholders who file locally, this report must be received by the filing authority no later than 5 p.m. on the report due date.

You are an “opposed” candidate if you have an opponent, including a minor party candidate, whose name is printed on the ballot. If your only opposition is a write-in candidate, you are not considered opposed for filing purposes. If you are a write-in candidate, you are an “opposed” candidate subject to the reporting requirements if you accept political contributions or make political expenditures. Candidates who are unopposed in an election are not required to file pre-election reports for that election.

**8th Day Before Election Report:** Opposed candidates in an election who did not choose the modified reporting schedule must file this pre-election report. If an opposed candidate chose modified reporting but then exceeded a threshold before the 8th day before the election, the candidate must file this report.

The report is due no later than 8 days before the election. For all candidates and officeholders who file with the Commission, this report must be received by the Commission no later than midnight Central Time on the report due date. For all candidates and officeholders who file locally, this report must be received by the filing authority no later than 5 p.m. on the report due date.

See “30<sup>th</sup> Day Before Election Report” above for the definition of an opposed candidate.

**Runoff Report:** Opposed candidates who are participating in a runoff election and who did not choose the modified reporting schedule must file this runoff report. The report is due no later than 8 days before the runoff election. For all candidates and officeholders who file with Commission, this report must be received by the Commission no later than midnight Central Time on the report due date. For all candidates and officeholders who file locally, this report must be received by the filing authority no later than 5 p.m. on the report due date.

See “30<sup>th</sup> Day Before Election Report” above for the definition of an opposed candidate.

**Exceeded Modified Reporting Limit Report:** Candidates who chose to file under the modified reporting schedule but then, after the 30th day before the election, exceeded \$1,140 in contributions or \$1,140 in expenditures in connection with the election must file this Exceeded Modified Reporting Limit report within 48 hours after exceeding the \$1,140 limit. The candidate must meet this deadline even if it falls on a weekend or a holiday.

**15th Day After Campaign Treasurer Appointment Report (Officeholders Only):** An officeholder must file this report if he or she appoints a campaign treasurer after a period of not having a campaign treasurer appointment (Form CTA) on file. For all officeholders who file with Commission, this report is due no later than midnight Central Time on the 15th day after an officeholder files Form CTA with the Commission. For all officeholders who file locally, this report is due no later than 5 p.m. on the 15th day after an officeholder files Form CTA with the filing authority. It is not required of officeholders who are merely changing their campaign treasurer. It is not required of an officeholder who files locally if the officeholder did not exceed \$1,140 in either contributions or expenditures during the period covered by the report. Candidates who are not officeholders do not file this report.

**Final Report:** A person who has a campaign treasurer appointment on file may file this report when he or she does not expect to accept any further campaign contributions or make or authorize any further campaign expenditures. There is not a fixed deadline for this report. This report must have a completed “C/OH REPORT: DESIGNATION OF FINAL REPORT” (Form C/OH-FR) attached.

A candidate must have a CTA on file to accept campaign contributions or make campaign expenditures, including contributions intended to offset campaign debts or expenditures made to pay campaign debts. A candidate who intends to continue campaign activity should not file a Final Report.

A Final Report terminates a candidate’s CTA and relieves the candidate from any additional filing obligations as a candidate. Officeholders who file a Final Report will still be subject to the filing requirements applicable to officeholders. A person who is not an officeholder but who has surplus political funds or assets after filing a Final Report will be required to file annual Unexpended Contribution reports. (See “Form C/OH-FR: Designation of Final Report” for more information.) A candidate or officeholder who does not have a CTA on file may still be required to file a personal financial statement (PFS).

Filing a Final Report does not relieve a candidate of responsibility for any delinquent reports or outstanding civil penalties.

**Daily Pre-Election Report of Contributions:** A candidate or officeholder who files with the Commission may be required to file daily pre-election reports disclosing contributions during the period beginning the 9th day before an election and ending at 12 noon on the day before the election. This information is disclosed on Form Daily-C C/OH. For more information, see the instructions for Form Daily-C C/OH.

**Legislative Special Session Report:** All statewide candidates and officeholders and members of and candidates for the legislature who accept a political contribution during the period beginning on the date the governor signs the proclamation calling a special legislative session and continuing through the date of final adjournment are required to file a report after a special session of the legislature. This information can be disclosed on Form C/OH-SS. For more information, see the instructions for Form C/OH-SS.

**10. PERIOD COVERED:** A reporting period includes the start date and the end date. The *due date* for filing will generally be *after* the end of the reporting period. Generally, a report picks up where the last report left off, and there should be no gaps or overlapping periods. The exceptions are Daily Pre-election reports, which do create overlaps because you are required to report the activity twice.

**First Reports:** If this is the first report of contributions and expenditures that you have filed, the beginning date will depend on the date your campaign treasurer appointment (Form CTA) was filed or the date you took office.

- If you are a candidate (a person who has filed a Form CTA) and you are filing your first report, the start date will be the date your Form CTA was filed.
- If you are an officeholder who was appointed to an elective office and who did not have a Form CTA on file at the time of the appointment, the start date for your first report will be the date you took office.

**January 15th (Semiannual) Report:** The start date is July 1 of the previous year or the day after the last day covered by your last required report, whichever is later. If this is the first report you have filed, see the “First Reports” section above. The end date is December 31 of the previous year.

**July 15th (Semiannual) Report:** The start date is January 1 or the day after the last day covered by your last required report, whichever is later. If this is the first report you have filed, see the “First Reports” section above. The end date is June 30.

**30th Day Before Election Report:** The start date is the day after the last day covered by your last required report. If this is the first report you have filed, see the “First Reports” section above. The end date is the 40th day before the election. This report is not required for unopposed candidates or candidates who are filing under the modified reporting schedule.

**8th Day Before Election Report:** The start date is the 39th day before the election if you filed a 30th Day Before Election Report. If you did not file the 30th Day Before Election Report, the day after the last day covered by your last required report is the start date. If this is the first report you have filed, see the “First Reports” section above. The end date is

the 10th day before the election. This report is not required for unopposed candidates or candidates who are filing under the modified reporting schedule.

**Runoff Report:** The start date is the 9th day before the main election if you filed an 8th Day Before Election Report. Otherwise, the start date is the day after the last day covered by your last required report or the day you appointed a campaign treasurer, whichever is later. The end date is the 10th day before the runoff election. This report is not required for candidates who are filing under the modified reporting schedule.

**Exceeded Modified Reporting Limit Report:** The start date for the report is either the day you appointed your campaign treasurer or the day after the last day covered by your last required report, whichever is later. The end date is the day you exceeded the \$1,140 limit for contributions or expenditures.

**15th Day After Campaign Treasurer Appointment Report (Officeholders Only):** The start date is either the day after the last day covered by your last required report or the day you began serving an appointment to elective office. The end date is the day before the campaign treasurer appointment was filed. This report is due no later than 15 days after the campaign treasurer appointment was filed.

**Final Report:** The start date is the day after the last day covered by your last required report. The end date is the day the final report is filed.

*If you are an officeholder without a campaign treasurer appointment on file, or if you have a campaign treasurer appointment on file but you are not a candidate in an upcoming election and were not a candidate in a recent election, you may skip Section 11.*

**11. ELECTION:** If you are a candidate in an upcoming election or were a candidate in a recently held election, provide the following information concerning the upcoming or recent election.

**Election Date:** Enter the month, day, and year of the election for which this report is filed, if known.

Candidate in an Upcoming Election: If the political activity in the report primarily pertains to an upcoming election, provide the date of the upcoming election in which you intend to participate as a candidate that most immediately follows the deadline for this report.

Candidate in a Recently Held Election: If the political activity in this report primarily pertains to a recently held election, provide the date of the recently held election in which you participated as a candidate that most immediately precedes the deadline for this report.

**Election Type:** Check the box next to the type of election that most accurately describes the election for which this report is filed.

**Primary:** An election held by a political party to select its nominees for office.

**Runoff:** An election held if no candidate for a particular office receives the vote necessary to be elected in an election requiring a majority vote.

**General:** An election, other than a primary election, that regularly occurs at fixed dates.

**Special:** An election that is neither a general election nor a primary election nor a runoff election.

**Other:** If none of the listed election types apply, check “Other” and provide your own description of the election for which the report is filed.

- 12. OFFICE HELD:** If you are an officeholder, enter the office you currently hold. Include the district, precinct, or other designation for the office, if applicable.
- 13. OFFICE SOUGHT:** If you are a candidate in an upcoming election, enter the office you seek. If you were a candidate in a recently held election, but were unsuccessful or are not currently an officeholder, enter the office you sought during the election that most immediately precedes the deadline for this report. Include the district, precinct, or other designation for the office, if applicable.
- 14. NOTICE FROM POLITICAL COMMITTEE(S):** Complete this section if you received notice from a political committee that it accepted political contributions or made political expenditures on your behalf. You are required to disclose the receipt of such a notice in the report covering the period in which you receive the notice. If you have not received such notice, you may skip this section.

The political committee is required to include in the notice the full name and address of the committee, the full name and address of the committee’s campaign treasurer, and a statement indicating whether the committee is a general-purpose committee or a specific-purpose committee. If the notice also describes the expenditure, do not include the description in this section.

**“Additional Pages” box:** If you received notice from more than one committee, check this box and attach an additional page listing the names and addresses of the other committees and of their campaign treasurers.

**Committee Type:**

**“General” box:** Check this box if the notice is from a general-purpose committee.

**“Specific” box:** Check this box if the notice is from a specific-purpose committee.

**Committee Name:** Enter the full name of the committee as reported in the notice.

**Committee Address:** Enter the address of the committee as reported in the notice.

**Committee Campaign Treasurer Name:** Enter the name of the committee's campaign treasurer as reported in the notice.

**Committee Campaign Treasurer Address:** Enter the address of the committee's campaign treasurer as reported in the notice.

**PAGE 2**

**15. C/OH (CANDIDATE/OFFICEHOLDER) NAME:** Enter your full name.

**16. FILER ID:** See instructions for Cover Sheet, page 1, section 1.

**17. TOTALS:** Complete this section only after you have completed all applicable schedules.

**Line 1- Total Unitemized Political Contributions:** Enter the total of all unitemized contributions (other than pledges, loans, guarantees of loans, or contributions made electronically) of \$110 or less. Do not include any contributions itemized on Schedules A1 or A2 or any contributions made electronically. Enter a "0" if you did not receive any unitemized contributions during the period covered.

On Schedules A1 and A2, you are required to itemize political contributions that totaled more than \$110 from one person during the reporting period and any political contribution that is made electronically. (Remember: If the committee received contributions *totaling* more than \$110 from one person during the reporting period, you are required to itemize all of those contributions, even if individual contributions were \$110 or less.) You may also itemize contributions of \$110 or less from one person. Do not include any itemized contributions in the total entered on line 1, regardless of amount.

**Line 2- Total Political Contributions:** Add the total contributions listed on Schedules A1 and A2 to the amount you entered on line 1. Enter that total on line 2. Enter a "0" if you did not receive any contributions during the period covered.

**Line 3- Total Unitemized Political Expenditures:** Enter the total of all unitemized political expenditures of \$230 or less. Do not include any expenditures itemized on Schedules F1, F2, F3, F4, G, or H. Enter a "0" if you did not make any unitemized expenditures during the period covered.

On Schedule F1, you are required to itemize political expenditures that totaled more than \$230 to one payee. (Remember: If the committee made expenditures *totaling* more than \$230 to one person during the reporting period, you are required to itemize all of those expenditures, even if individual expenditures were \$230 or less.) You may also itemize expenditures totaling \$230 or less to one payee. Do not include any expenditures itemized on Schedule F1 in the total entered on line 3, regardless of amount.

On Schedule F2, you are required to itemize incurred but not yet paid political expenditures that totaled more than \$230 to one payee. You may also itemize incurred but not yet paid political expenditures totaling \$230 or less to one payee. Do not

include any political or non-political expenditures itemized on Schedule F2 in the total entered on line 3, regardless of amount.

On Schedule F4, you are required to itemize political expenditures made by a credit card that totaled more than \$230 to one payee. You may also itemize political expenditures made by a credit card totaling \$230 or less to one payee. Do not include any political or non-political expenditures itemized on Schedule F4 in the total entered on line 3, regardless of amount.

On Schedule G, you are required to itemize political expenditures from personal funds if you intend to seek reimbursement from political contributions. Do not include any expenditures itemized on Schedule G in the total entered on line 3, regardless of amount.

On Schedule H, you are required to itemize payments from political contributions made to certain businesses. Do not include any expenditures itemized on Schedule H in the total entered on line 3, regardless of amount.

**Line 4- Total Political Expenditures:** Add the following:

- (a) the total expenditures itemized on Schedule F1;
- (b) the total political expenditures itemized on Schedule F2;
- (c) the total political expenditures itemized on Schedule F4;
- (d) the total political expenditures itemized on Schedule G;
- (e) the total political expenditures itemized on Schedule H; and
- (f) the amount you entered on line 3.

Enter that total on line 4.

Enter a “0” if you did not make any expenditures during the period covered.

**Line 5- Total Political Contributions Maintained:** Enter the total amount of political contributions, including interest or other income on those contributions, maintained as of the last day of the reporting period. Enter “0” if you do not maintain political contributions, including interest or other income on those contributions, as of the last day of the reporting period. This is different from the total contributions reported on line 2. Only contributions accepted during the period covered by the report are entered on line 2.

The law requires you to disclose the total amount of political contributions accepted, including interest or other income on those contributions, maintained in one or more accounts in which political contributions are deposited as of the last day of the reporting period.

The “total amount of political contributions maintained” includes: the total amount of political contributions maintained in one or more accounts, including the balance on



deposit in banks, savings and loan institutions and other depository institutions; the present value of any investments that can be readily converted to cash, such as certificates of deposit, money market accounts, stocks, bonds, treasury bills, etc.; and the balance of political contributions accepted and held in any online fundraising account over which the filer can exercise control by making a withdrawal, expenditure, or transfer.

The total amount of political contributions maintained does *not* include personal funds that the filer intends to use for political expenditures, *unless* the personal funds have been disclosed as a loan to your campaign and deposited into an account in which political contributions are held as permitted by section 253.0351(c) of the Election Code. Any unexpended funds from such a loan are required to be included in the total amount of political contributions maintained as of the last day of the reporting period. Note: Personal funds deposited in an account in which political contributions are held are subject to the personal use restrictions.

**Line 6- Total Principal Amount of All Outstanding Loans:** Enter the aggregate outstanding principal amount of all loans accepted for campaign or officeholder purposes as of the last day of the reporting period. Enter a “0” if you did not accept any loans during the period covered and have no outstanding loans as of the last day of the reporting period. This is different from the information reported on Schedule E. This line must include outstanding principal of loans made in this reporting period as well as outstanding principal of loans made previously.

- 18. SIGNATURE:** Complete this section only after you have completed all applicable sections and schedules. You must always sign a report that you file. You must complete this section even if you have no schedules to attach. *Only the candidate or officeholder filing the report may sign the report.*

If you are using the paper form, fill this section out by hand after you finish the rest of this report. You have the option to either: (1) take the completed form to a notary public where you will sign above the first line that says “Signature of Candidate/Officeholder (Declarant)” (an electronic signature is not acceptable) and your signature will be notarized, or (2) sign above both lines that say “Signature of Candidate/Officeholder (Declarant)” (an electronic signature is not acceptable), and fill out the unsworn declaration section.

### **PAGE 3**

- 19. C/OH (CANDIDATE/OFFICEHOLDER) NAME:** Enter your full name.

- 20. FILER ID:** See instructions for Cover Sheet, page 1, section 1.

- 21. SCHEDULE SUBTOTALS:** Complete this section only after you have completed all applicable schedules.

Check the appropriate boxes to indicate which schedules are attached to your report. If a schedule is not included in the report, leave the check box blank.

**Line 1- Schedule A1:** Add the total amount of contributions itemized on Schedule A1. Enter that total on line 1. Enter a “0” if you did not accept any contributions during the period covered.

**Line 2- Schedule A2:** Add the total amount of non-monetary in-kind contributions itemized on Schedule A2 to the amount of unitemized non-monetary in-kind contributions accepted during the period covered. Enter that total on line 2. Enter a “0” if you did not accept any non-monetary in-kind contributions during the period covered.

**Line 3- Schedule B:** Add the total amount of pledged contributions itemized on Schedule B to the amount of unitemized pledged contributions accepted during the period covered. Enter that total on line 3. Enter a “0” if you did not accept any pledged contributions during the period covered.

**Line 4- Schedule E:** Add the total amount of loans itemized on Schedule E to the amount of unitemized loans accepted during the period covered. Enter that total on line 4. Enter a “0” if you did not accept any loans during the period covered.

**Line 5- Schedule F1:** Add the total amount of political expenditures from political contributions itemized on Schedule F1. Enter that total on line 5. Enter a “0” if you did not make any political expenditures from political contributions during the period covered.

**Line 6- Schedule F2:** Add the total amount of unpaid incurred obligations itemized on Schedule F2 to the amount of unitemized unpaid obligations incurred during the period covered. Enter that total on line 6. Enter a “0” if you did not incur any unpaid obligations during the period covered.

**Line 7- Schedule F3:** Add the total amount of investments purchased from political contributions itemized on Schedule F3. Enter that total on line 7. Enter a “0” if you did not purchase any investments from political contributions during the period covered.

**Line 8- Schedule F4:** Add the total amount of expenditures made by a credit card itemized on Schedule F4 to the amount of unitemized expenditures made by a credit card during the period covered. Enter that total on line 8. Enter a “0” if you did not make any expenditures by credit card during the period covered.

**Line 9- Schedule G:** Add the total amount of political expenditures from personal funds itemized on Schedule G. Enter that total on line 9. Enter a “0” if you did not make any political expenditures from personal funds during the period covered.

**Line 10- Schedule H:** Add the total amount of payments from political contributions to a business of the candidate or officeholder itemized on Schedule H. Enter that total on line 10. Enter a “0” if you did not make any payments from political contributions to a business of the candidate or officeholder during the period covered.

**Line 11- Schedule I:** Add the total amount of non-political expenditures from political contributions itemized on Schedule I. Enter that total on line 11. Enter a “0” if you did

not make any non-political expenditures from political contributions during the period covered.

**Line 12- Schedule K:** Add the total amount of interests, credits, gains, refunds, and contributions returned to the filer itemized on Schedule K. Enter that total on line 12. Enter a “0” if you did not have any such activity during the period covered.

## SCHEDULE A1: MONETARY POLITICAL CONTRIBUTIONS

*These instructions are for candidates and officeholders using SCHEDULE A1: MONETARY POLITICAL CONTRIBUTIONS.*

Use this schedule to disclose information about monetary campaign and officeholder contributions accepted during the reporting period. Do not enter on this schedule information on non-monetary, in-kind contributions, pledges, loans, or guarantees of loans. Once you actually receive pledged money, it must be reported on Schedule A1. (Report non-monetary, in-kind contributions on Schedule A2; report pledges on Schedule B; report loans and guarantees of loans on Schedule E.)

**Itemization:** You must enter incoming monetary contributions that exceed \$110 from one person, and any monetary contribution made electronically, during the reporting period on this schedule. If you accepted two or more contributions from the same person, the total of which exceeds \$110, enter each contribution separately. Although you are not required to do so, you may also report contributions from one person that do not exceed \$110 in the period on this schedule. If you do not itemize contributions of \$110 and less on this schedule, you must total all such contributions and report them on the Cover Sheet, page 2, section 17, line 1.

*Each numbered item in these instructions corresponds to the same numbered item on the form.*

1. **TOTAL PAGES SCHEDULE A1:** After you have completed Schedule A1, count the total number of pages. Each side of a two-sided form counts as one page.
2. **FILER NAME:** Enter your full name.
3. **FILER ID:** See instructions for Cover Sheet, page 1, section 1.
4. **DATE:** Enter the date you *accepted* the contribution.

**Accepting** a contribution is different from **receiving** a contribution. You accept a contribution when you decide to accept it rather than reject it. This may or may not be the same day that you receive the contribution.

**Failure to make a determination about acceptance or refusal:** If you fail to make a determination to accept or refuse a contribution by the end of the reporting period, the contribution is considered to have been accepted.

**Returning refused contributions:** If you receive a political contribution but do not accept it, you must return the contribution not later than the 30th day after the end of the reporting period in which the contribution was received. If you fail to do so, the contribution is considered to have been accepted.

5. **FULL NAME OF CONTRIBUTOR:** Enter the full name of the contributor. If the contributor is an individual, enter the full first and last name, and suffix (Jr., III, etc.) if applicable. If the contributor is an entity, enter the full name of the entity.

**“Out-of-State PAC” box:** If the contributor is an out-of-state political committee, check the box. Certain restrictions apply to contributions from out-of-

state PACs. The fact that a political committee has a mailing address outside of Texas does not mean that the committee is an out-of-state PAC for purposes of these restrictions. A political committee that has a campaign treasurer appointment on file in Texas is not an out-of-state PAC. A political committee that makes most of its political expenditures outside of Texas may be an out-of-state PAC. A political committee must determine if it is an out-of-state PAC.

If the contributor is an out-of-state political committee from which you accepted more than \$1,140 in the reporting period (including pledges or loans from sources other than financial institutions that have been in business for more than a year), you must include one of the following with your report:

- a written statement, certified by an officer of the out-of-state political committee, listing the full name and address of each person who contributed more than \$230 to the out-of-state political committee during the 12 months immediately preceding the contribution; *or*
- a copy of the out-of-state political committee's statement of organization filed as required by law with the FEC and certified by an officer of the out-of-state committee.

If the contributor is an out-of-state political committee from which you accepted \$1,140 or less (including pledges) during the reporting period, you must include one of the following with your report:

- a copy of the out-of-state political committee's statement of organization filed as required by law with the FEC and certified by an officer of the out-of-state committee; *or*
- a document listing the committee's name, address and phone number; the name of the person appointing the committee's campaign treasurer; and the name, address and phone number of the committee's campaign treasurer.

**"ID #" Line (Electronic Filing Only):** If you are filing your report electronically, you may enter in this field the out-of-state committee's Federal Election Commission (FEC) identification number. If you do not have an FEC # for the out-of-state PAC or are not filing electronically with the Commission, you must provide other documentation as explained above.

- 6. CONTRIBUTOR ADDRESS:** Enter the complete address of the contributor.
- 7. AMOUNT OF CONTRIBUTION:** Enter the exact amount of the contribution.
- 8. PRINCIPAL OCCUPATION OR JOB TITLE:** Candidates for and holders of statewide offices in the executive branch and candidates for and holders of legislative offices must disclose the principal occupation or job title of an individual from whom the candidate or officeholder has accepted contributions (including pledges) of \$1,140 or more during the reporting period. In other circumstances, filers are not required to report this information but may do so.

9. **EMPLOYER:** Candidates for and holders of statewide offices in the executive branch and candidates for and holders of legislative offices must disclose the employer of an individual from whom the candidate or officeholder has accepted contributions (including pledges) of \$1,140 or more during the reporting period. In other circumstances, filers are not required to report this information but may do so.

## **SCHEDULE A2: NON-MONETARY (IN-KIND) POLITICAL CONTRIBUTIONS**

*These instructions are for candidates and officeholders using SCHEDULE A2: NON-MONETARY (IN-KIND) POLITICAL CONTRIBUTIONS.*

Use this schedule to disclose information about non-monetary, in-kind campaign and officeholder contributions received during the reporting period. An in-kind contribution is a contribution of goods, services, or any other thing of value ***other than money*** that is given to your campaign. You are not required to include contributions of an individual's personal services or travel if the individual receives no compensation from any source for the services. Do not enter on this schedule information on monetary political contributions, pledges, loans, or guarantees of loans. Once you actually receive a pledged in-kind contribution, it must be reported on Schedule A2. (Report monetary contributions on Schedule A1; report pledges on Schedule B; report loans and guarantees of loans on Schedule E.)

**Itemization:** You must enter non-monetary (in-kind) contributions of goods, services, or other things of value that exceed \$110 from one person, and any non-monetary contribution made electronically, during the reporting period on this schedule. If you accepted two or more non-monetary contributions from the same person, the total of which exceeds \$110, enter each contribution separately. Although you are not required to do so, you may also report contributions from one person that do not exceed \$110 in the period on this schedule. If you do not itemize contributions of \$110 and less on this schedule, you must total all such contributions and report them on the Cover Sheet, page 2, section 17, line 1.

*Each numbered item in these instructions corresponds to the same numbered item on the form.*

- 1. TOTAL PAGES SCHEDULE A2:** After you have completed Schedule A2, count the total number of pages. Each side of a two-sided form counts as one page.
- 2. FILER NAME:** Enter your full name.
- 3. FILER ID:** See instructions for Cover Sheet, page 1, section 1.
- 4. TOTAL OF UNITEMIZED IN-KIND POLITICAL CONTRIBUTIONS:** Enter the total amount of in-kind political contributions of \$110 or less that you accepted during the period covered that are not itemized on this schedule. If you choose to itemize an in-kind contribution of \$110 or less on this schedule, do not include it in this total. All contributions made electronically must be itemized.
- 5. DATE:** See instructions for Schedule A1, section 4.
- 6. FULL NAME OF CONTRIBUTOR:** See instructions for Schedule A1, section 5.  
  
    **“Out-of-State PAC” box:** See instructions for Schedule A1, section 5.
- 7. CONTRIBUTOR ADDRESS:** Enter the complete address of the contributor.
- 8. AMOUNT OF CONTRIBUTION:** Enter the fair market value of the in-kind contribution.

- 9. IN-KIND CONTRIBUTION DESCRIPTION:** Enter a description of the contribution. The description should be sufficiently detailed to allow a person reviewing your report to understand what was contributed.

**“Check if Travel Outside of Texas” box:** Check this box if the expenditure was for travel outside of Texas. The description of a political expenditure for travel outside of Texas must include detailed information. Report this information on Schedule T.

- 10. PRINCIPAL OCCUPATION OR JOB TITLE:** See instructions for Schedule A1, section 8.

- 11. EMPLOYER:** See instructions for Schedule A1, section 9.

*Sections 12-16 pertain to judicial candidates and officeholders only. Do not complete these sections. If you are a judicial candidate or officeholder, use form JC/OH and the corresponding instructions.*



## SCHEDULE B: PLEDGED CONTRIBUTIONS

*These instructions are for candidates and officeholders using SCHEDULE B: PLEDGED CONTRIBUTIONS.*

Use this schedule to disclose information about pledges accepted during the reporting period for campaign or officeholder purposes. You are not required to include pledges of an individual's personal services or travel if the individual receives no compensation from any source for the services. Do not enter on this schedule information on contributions actually received, loans, or guarantees of loans. (Report contributions actually received on Schedule A1 or Schedule A2, as applicable; report loans and guarantees of loans on Schedule E.)

If you accept a pledge from a person to give you money, goods, services, or anything of value, that pledge is a reportable contribution and you must include the pledge on this schedule for the report covering the period in which you accept the pledge.

**Itemization:** You must itemize pledges that exceed \$110 in the aggregate from one person during the reporting period. If you accepted two or more pledges from the same person during the reporting period, the total of which exceeds \$110, enter each pledge separately. Although you are not required to do so, you may also itemize pledges for \$110 or less from one person. You must also disclose the receipt of the pledged contribution on Schedule A1 (used for monetary contributions) or A2 (used for non-monetary contributions), as applicable, in the reporting period in which you actually receive the pledged money or thing of value. If the pledge is accepted and received in the same reporting period, it is no longer a pledge disclosed here; it becomes a contribution disclosed on the applicable contributions schedule

Note: See the Campaign Finance Guide for more information on pledges.

*Each numbered item in these instructions corresponds to the same numbered item on the form.*

1. **TOTAL PAGES SCHEDULE B:** After you have completed Schedule B, count the total number of pages. Each side of a two-sided form counts as one page.
2. **FILER NAME:** Enter your full name.
3. **FILER ID:** See instructions for Cover Sheet, page 1, section 1.
4. **TOTAL OF UNITEMIZED PLEDGES:** Enter the total amount of pledges that you accepted during the period that did not exceed \$110 in the aggregate per person. Although you are not required to do so, you may also itemize pledges of \$110 or less on this schedule. If you itemize some pledges of \$110 or less, do not include those pledges in the total entered here. If you choose to itemize all pledges of \$110 or less, enter a "0" here.
5. **DATE:** Enter the date you *accepted* the pledge. Accepting a pledge is different from receiving a contribution. You accept a pledge when you decide to accept it rather than reject it.

Pledge accepted and received in different reporting periods: If you accept a pledge in one reporting period and then receive the pledged money or other thing of value in a later reporting period, you will disclose the pledge on this schedule in

the reporting period in which you accepted the pledge. You will also disclose the receipt of the pledged money or other thing of value on the appropriate incoming funds schedule (report monetary contributions on Schedule A1; report in-kind contributions on Schedule A2; report loans on Schedule E) in the reporting period in which you received the pledge.

**Pledge received in same reporting period as accepted:** If you receive payment of a pledged contribution in the same reporting period in which the pledge was accepted, then you will not report the pledge on this schedule. You will only disclose the contribution on the appropriate incoming funds schedule (such as monetary or non-monetary contributions, or loans). For a pledged contribution paid in the same reporting period, the date of the contribution will be the date your committee *accepted* the pledge, regardless of what date within the reporting period that the pledged contribution was actually *received*.

**Pledge accepted but never received:** You will disclose the pledge on this schedule in the reporting period in which you accepted the pledge. If you never actually receive the pledge, it is not necessary to correct your report to delete the pledge.

**Example:** In June a supporter promises that he will give Juan Garcia \$1,000 in the last week before the November election. Juan accepts his promise. Juan must disclose the pledge on his July 15 report covering the period in which he accepted the pledge. (Note: When he receives the \$1,000, he will disclose it as a monetary contribution on Schedule A1 of the report covering the period in which he received the money. Also, if he never receives the \$1,000, he does not correct/amend his report to delete the entry for the pledge.)

- 6. FULL NAME OF PLEDGOR:** Enter the full name of the person who made the pledge.

**“Out-of-State PAC” box:** See instructions for Schedule A1, section 5.

- 7. PLEDGOR ADDRESS:** Enter the complete address of the person who made the pledge.
- 8. AMOUNT OF PLEDGE:** Enter the exact amount of the pledge or the fair market value of any pledged goods or services or other thing of value, as applicable.
- 9. IN-KIND DESCRIPTION:** If the pledge was for goods or services or any other thing of value, enter a description of the pledged goods or services or other thing of value. The description should be sufficiently detailed to allow a person reviewing your report to understand what was pledged.

**“Check if Travel Outside of Texas” box:** Check this box if the expenditure was for travel outside of Texas. The description of a political expenditure for travel outside of Texas must include detailed information. Report this information on Schedule T.

- 10. PRINCIPAL OCCUPATION OR JOB TITLE:** See instructions for Schedule A1, section 8.
- 11. EMPLOYER:** See instructions for Schedule A1, section 9.

## **Form C/OH – Instruction Guide**

---

*You do not need Schedules C1-4 and D. These schedules are for political committees to report contributions from corporations and labor organizations. Candidates and officeholders are generally prohibited from accepting such contributions.*

## SCHEDULE E: LOANS

*These instructions are for candidates and officeholders using SCHEDULE E: LOANS.*

Use this schedule to disclose information about loans and guarantees of loans accepted during the reporting period for campaign or officeholder purposes. This schedule must also be used to disclose deposits of personal funds into an account in which political contributions are held as permitted by section 253.0351(c) of the Election Code. This schedule may also be used to disclose political expenditures from personal funds.

**Loans to Your Campaign from Your Personal Funds:** You may disclose political expenditures from personal funds as a loan to your campaign on Schedule E. Outgoing political expenditures made from that loan must then be disclosed as if they were made from political contributions. The amount you disclose as a loan from yourself in a reporting period may NOT exceed the amount you actually spent from personal funds in that reporting period. In other words, do not report a \$100,000 loan to your campaign if the amount actually spent from your personal funds in the reporting period was \$5,000. When you reimburse yourself, disclose the reimbursement as an outgoing political expenditure on Schedule F1. The reimbursement may not exceed the amount disclosed as a loan. (You may also disclose political expenditures from personal funds on Schedule G. See the Schedule G instructions below for more information.)

**Personal Funds Deposited into a Political Account:** If you deposit personal funds in an account in which political contributions are held, you must disclose the deposited amount as a loan on Schedule E and check the box indicating "Personal Funds Deposited into Political Account." Personal funds deposited in an account in which political contributions are held are subject to the personal use restriction. Disclose the outgoing political expenditures made from that loan as if they were made from political contributions. When you reimburse yourself, disclose the reimbursement as an outgoing political expenditure on Schedule F1. The reimbursement may not exceed the amount disclosed as a loan.

**Itemization:** You must itemize loans (including loans from personal funds) that exceed \$110 that you accepted during the period from one person. If you accepted two or more loans from the same person, the total of which exceeds \$110, itemize each loan separately. You must also itemize loans that are made electronically by a person other than a financial institution, regardless of amount. Although you are not required to do so, you may also itemize any other loans that do not exceed \$110.

*Each numbered item in these instructions corresponds to the same numbered item on the form.*

- 1. TOTAL PAGES SCHEDULE E:** After you have completed Schedule E, count the total number of pages. Each side of a two-sided form counts as one page.
- 2. FILER NAME:** Enter your full name.
- 3. FILER ID:** See instructions for Cover Sheet, page 1, section 1.

4. **TOTAL OF UNITEMIZED LOANS:** Enter the total amount of loans accepted during the reporting period that did not exceed \$110 in the aggregate per person and were not from financial institutions, unless the loans were made electronically.

Although you are not required to do so, you may itemize loans of \$110 or less from persons other than financial institutions on this schedule. If you itemize some loans of \$110 or less, do not include those loans in the total you enter here. If you choose to itemize all loans of \$110 or less, enter a “0” here.

5. **DATE OF LOAN:** Enter the date you *accepted* the loan.
6. **IS LENDER A FINANCIAL INSTITUTION?:** If you accepted the loan from a corporation that has been legally engaged in the business of making loans for more than one year, choose “Y” for yes. If you accepted the loan from any other source, choose “N” for no. A loan from a corporation that has not been legally engaged in the business of making loans for more than one year is a corporate contribution. Candidates and officeholders may not accept corporate contributions.
7. **NAME OF LENDER:** Enter the full name of the person or financial institution that made the loan. If the lender is an individual, enter the full first and last name and suffix (Jr., III, etc.) if applicable. If the lender is an entity, enter the full name of the entity.

**“Out-of-State PAC” box:** See instructions for Schedule A1, section 5.

Note: See the Campaign Finance Guide for detailed information on accepting and reporting contributions from out-of-state political committees.

8. **LENDER ADDRESS:** Enter the complete address of the person or financial institution that made the loan.
9. **LOAN AMOUNT:** Enter the principal amount of the loan.
10. **INTEREST RATE:** Enter the interest rate.
11. **MATURITY DATE:** Enter the maturity date.
12. **PRINCIPAL OCCUPATION OR JOB TITLE:** Candidates for and holders of statewide offices in the executive branch, and candidates for and holders of legislative offices, must disclose the principal occupation or job title of each individual from whom the candidate or officeholder has accepted a loan (including a pledge of a loan) of \$1,140 or more during the reporting period. Other types of filers are not required to report this information but may do so.
13. **EMPLOYER:** Candidates for and holders of statewide offices in the executive branch, and candidates for and holders of legislative offices, must disclose the full name of the employer of an individual from whom the candidate or officeholder has accepted a loan (including a pledge of a loan) of \$1,140 or more during the reporting period. Other types of filers are not required to report this information but may do so.

- 14. DESCRIPTION OF COLLATERAL:** If there is no collateral for the loan, check the “none” box and go to section 15. If there is collateral for the loan, enter a description of the collateral for the loan.
- 15. “Check if personal funds were deposited into political account” box:** Check this box *only if* the loan is a deposit of your personal funds into an account in which political contributions are held as permitted by section 253.0351(c) of the Election Code. Political expenditures made from that loan, and any subsequent expenditures to reimburse the candidate or officeholder, must be reported as if they were made from political contributions. The reimbursement may not exceed the amount reported as a loan. Personal funds deposited in an account in which political contributions are held are subject to the personal use restrictions.
- 16. GUARANTOR INFORMATION:** If there are no guarantors for the loan, check the “Not Applicable” box and skip sections 17 through 21. If you have no further loans to report, go to the next applicable schedule.
- Note: A person who guarantees all or part of a loan makes a reportable contribution in the amount of the guarantee. You must report such a contribution on this schedule, and not on the applicable contributions schedule.
- 17. NAME OF GUARANTOR:** Enter the full name of the person guaranteeing the loan. If the guarantor is an individual, enter the full first and last name and suffix (Jr., III, etc.) if applicable. If the guarantor is an entity, enter the full name of the entity.
- 18. GUARANTOR ADDRESS:** Enter the complete address of the guarantor.
- 19. AMOUNT GUARANTEED:** Enter the exact amount of the loan that the guarantor has agreed to guarantee.
- 20. PRINCIPAL OCCUPATION:** Enter the principal occupation of the guarantor.
- 21. EMPLOYER:** Enter the employer of the guarantor.

## **SCHEDULE F1: POLITICAL EXPENDITURES FROM POLITICAL CONTRIBUTIONS**

*These instructions are for candidates and officeholders using SCHEDULE F1: POLITICAL EXPENDITURES FROM POLITICAL CONTRIBUTIONS.*

Use this schedule to disclose information about political expenditures from political contributions that were made during the reporting period. Do not enter on this schedule unpaid incurred obligations, political expenditures made from personal funds, the purchase of investments from political contributions, expenditures made by credit card, or payments from political contributions made to a business that you own or control. (Report unpaid incurred obligations on Schedule F2; report expenditures from personal funds on Schedule G; report the purchase of investments from political contributions on Schedule F3; report expenditures made by credit card on Schedule F4; and report payments from political contributions made to a business that you own or control on Schedule H.)

**Expenditures Made by Credit Card:** You must disclose expenditures charged to a credit card on Schedule F4 and *not* on this schedule. When you pay the credit card bill, you must disclose the payment to the credit card issuer on Schedule F1 (used for political payments from political contributions), Schedule G (used for political payments from personal funds), Schedule H (used for payments from political contributions made to a business that you own or control), or Schedule I (used for non-political payments from political contributions), as applicable. See instructions for Schedule F4: Expenditures Made by Credit Card for more information.

See the *Campaign Finance Guide for Candidates and Officeholders* for important restrictions regarding the use of political funds to rent or purchase real property.

**Itemization:** You must enter expenditures paid to one individual or entity during the reporting period that in the aggregate exceed \$230 on this schedule. If you made more than one expenditure to the same payee, the total of which exceeded \$230, enter each expenditure separately. Although you are not required to do so, you may also report expenditures to one person that do not exceed \$230 in the period on this schedule. If you choose not to itemize expenditures of \$230 and less on this schedule, you must total all unitemized expenditures and report them on the Cover Sheet, page 2, section 17, line 3.

*Each numbered item in these instructions corresponds to the same numbered item on the form.*

- 1. TOTAL PAGES SCHEDULE F1:** After you have completed Schedule F1, count the total number of pages. Each side of a two-sided form counts as one page.
- 2. FILER NAME:** Enter your full name.
- 3. FILER ID:** See instructions for Cover Sheet, page 1, section 1.
- 4. DATE:** Enter the date the expenditure was made. Remember: expenditure obligations you incurred in this reporting period *but have not yet paid* are entered on Schedule F2. Expenditures made by credit card are entered on Schedule F4.
- 5. PAYEE NAME:** Enter the full name of the person to whom the expenditure was made.

Note: If you make an expenditure for goods or services to benefit another candidate, officeholder, or committee, enter the name of the vendor who sold you the goods or services. Do not enter the name of the person for whose benefit you made the expenditure. Include that information under section 8, "Purpose of Expenditure."

6. **AMOUNT:** Enter the exact amount of the expenditure.
7. **PAYEE ADDRESS:** Enter the complete address of the person to whom the expenditure was made.
8. **PURPOSE OF EXPENDITURE:** You must disclose the purpose of the expenditure in two parts: Category and Description. Merely disclosing the category of goods, services, or other thing of value for which the expenditure was made does not adequately describe the purpose of an expenditure.
  - (a) **Category:** Select a category of goods, services, or other thing of value for which an expenditure is made. If none of the listed categories apply, select "Other" and enter your own category. Examples of acceptable categories include:

Advertising Expense

Accounting/Banking

Consulting Expense

Contributions/Donations Made By Candidate/Officeholder/Political Committee

Credit Card Payment

Event Expense

Fees

Food/Beverage Expense

Gifts/Awards/Memorials Expense

Legal Services

Loan Repayment/Reimbursement

Office Overhead/Rental Expense

Polling Expense

Printing Expense

Salaries/Wages/Contract Labor

Solicitation/Fundraising Expense



Transportation Equipment and Related Expense

Travel In District

Travel Out Of District

Other (Enter your own category, if none of the listed categories apply)

**(b) Description:** Enter a brief statement or description of the candidate or officeholder activity that was conducted by making the expenditure. The brief statement or description must include the item or service purchased and must be sufficiently specific, when considered within the context of the description of the category, to make the reason for the expenditure clear. Merely disclosing the category of goods, services, or other thing of value for which the expenditure is made does not adequately describe the purpose of an expenditure.

**“Check if travel outside of Texas” box:** Check this box if the expenditure was for travel outside of Texas. The description of a political expenditure for travel outside of Texas must include detailed information. Report this information on Schedule T.

**“Check if Austin, TX, officeholder living expense” box:** Check this box if the expenditure is an officeholder expense for living in Austin, Texas.

For examples of acceptable ways to disclose the purpose of an expenditure, see “Examples: Purpose of Expenditures.”

**9. DIRECT CAMPAIGN EXPENDITURE TO BENEFIT CANDIDATE/OFFICEHOLDER:**

If you made a direct campaign expenditure to benefit another candidate or officeholder, enter the full name of the candidate or officeholder and the name of the office sought or held, including the district, precinct, or other designation of the office, as applicable. (Attach additional sheets to list multiple candidates.) Do not complete this section if the expenditure was not a direct campaign expenditure.

A “direct campaign expenditure” to benefit another candidate is not a “political contribution” to that other candidate. A direct campaign expenditure is a campaign expenditure that you make on someone else’s behalf and without the prior consent or approval of that person. This is in contrast to a political contribution, which the person has the opportunity to accept or reject.

**Example:** If you made expenditures to prepare and distribute an endorsement letter in support of a candidate after first asking for and getting the candidate’s approval, you made an *in-kind contribution*. However, if you did not get the candidate’s approval *before* you made the expenditure, you made a *direct campaign expenditure*.

## SCHEDULE F2: UNPAID INCURRED OBLIGATIONS

*These instructions are for candidates and officeholders using SCHEDULE F2: UNPAID INCURRED OBLIGATIONS.*

Use this schedule to disclose information about obligations to make an expenditure that you incurred during the reporting period but have not yet paid. If under normal business practices, the amount of an expenditure is not known or readily ascertainable until receipt of a periodic bill, do not report it on this schedule. Do not enter on this schedule obligations that were incurred and paid during the reporting period, or other outgoing funds. (Report obligations incurred and paid during the reporting period on Schedule F1, F3, G, H, or I as appropriate, and report expenditures made by credit card on Schedule F4.)

See the *Campaign Finance Guide for Candidates and Officeholders* for important restrictions regarding the use of political funds to rent or purchase real property.

**Itemization:** Itemization requirements differ depending on whether the unpaid incurred obligation is for a political or non-political expenditure.

**Unpaid Incurred Political Obligations:** You must enter political obligations incurred but not yet paid to one individual or entity during the reporting period that in the aggregate exceed \$230 on this schedule. If you incurred more than one obligation to the same payee during the reporting period, the total of which exceeded \$230, enter each expenditure separately. Although you are not required to do so, you may also report political obligations incurred to one person that do not exceed \$230 in the period on this schedule. If you choose not to itemize incurred political obligations of \$230 and less on this schedule, you must total all unitemized obligations and report them in section 4 of this Schedule. You must also include that amount in the total unitemized political expenditures of \$230 or less on the Cover Sheet, page 2, section 17, line 3.

*Each numbered item in these instructions corresponds to the same numbered item on the form.*

1. **TOTAL PAGES SCHEDULE F2:** After you have completed Schedule F2, count the total number of pages. Each side of a two-sided form counts as one page.
2. **FILER NAME:** Enter your full name.
3. **FILER ID:** See instructions for Cover Sheet, page 1, section 1.
4. **TOTAL OF UNITEMIZED UNPAID INCURRED OBLIGATIONS:** Enter the total amount of political obligations incurred during the reporting period that do not exceed \$230 in the aggregate per person, unless itemized on this schedule. You are not required to itemize unpaid incurred political obligations of \$230 or less, but if you choose to do so, do not include those unpaid incurred obligations in the total you enter here.
5. **DATE:** Enter the date the obligation was incurred. Remember: expenditure obligations you incurred *and* paid during the reporting period are entered on Schedule F1, G, H or I, as applicable. Expenditures made by credit card are disclosed on Schedule F4.

**6. PAYEE NAME:** See instructions for Schedule F1, section 5.

Note: If you incurred an obligation for goods or services to benefit another candidate, officeholder, or committee, enter the name of the vendor of the goods or services. Do not enter the name of the person for whose benefit you incurred the obligation. Include that information under section 10, "Purpose of Expenditure."

**7. AMOUNT:** Enter the exact amount of the incurred expenditure obligation.

**8. PAYEE ADDRESS:** Enter the complete address of the person to whom the obligation is owed.

**9. TYPE OF EXPENDITURE:** Check only one box to indicate whether the incurred obligation was political or non-political.

A non-political expenditure is an expenditure that is neither a campaign expenditure nor an officeholder expenditure. As a practical matter, *very few* expenditures made from political contributions are non-political expenditures. For instance, expenditures for administrative expenses, banking fees, and professional dues are typically political expenditures.

**10. PURPOSE OF EXPENDITURE:** See instructions for Schedule F1, section 8.

**11. DIRECT CAMPAIGN EXPENDITURE TO BENEFIT**

**CANDIDATE/OFFICEHOLDER:** See instructions for Schedule F1, section 9.

---

## SCHEDULE F3: PURCHASE OF INVESTMENTS FROM POLITICAL CONTRIBUTIONS

*These instructions are for candidates and officeholders using SCHEDULE F3: PURCHASE OF INVESTMENTS FROM POLITICAL CONTRIBUTIONS.*

Use this schedule to disclose information about investments purchased from political contributions during the reporting period. Do not enter on this schedule political expenditures from political contributions, unpaid incurred obligations, expenditures made by credit card, political expenditures made from personal funds, or payments from political contributions made to a business that you own or control. (Report political expenditures from political contributions on Schedule F1; report unpaid incurred obligations on Schedule F2; report expenditures made by credit card on Schedule F4; report expenditures from personal funds on Schedule G; and report payments from political contributions made to a business that you own or control on Schedule H.)

See the *Campaign Finance Guide for Candidates and Officeholders* for important restrictions regarding the use of political funds to rent or purchase real property.

**Itemization:** You must enter investments purchased with political contributions during the reporting period that in the aggregate exceed \$140 on this schedule. If you made two or more payments to the same payee to purchase an investment, the total of which exceeded \$140, enter each payment separately. Although you are not required to do so, you may also report investments purchased with political contributions that do not exceed \$140 in the period on this schedule.

*Each numbered item in these instructions corresponds to the same numbered item on the form.*

1. **TOTAL PAGES SCHEDULE F3:** After you have completed Schedule F3, count the total number of pages. Each side of a two-sided form counts as one page.
2. **FILER NAME:** Enter your full name.
3. **FILER ID:** See instructions for Cover Sheet, page 1, section 1.
4. **DATE:** Enter the date you purchased the investment.
5. **NAME OF PERSON FROM WHOM INVESTMENT IS PURCHASED:** Enter the full name of the person or entity from whom you purchased the investment. If you purchased the investment from an individual, enter the full first and last name, and suffix (Jr., III, etc.) if applicable (title is optional). If you purchased the investment from an entity, enter the full name of the entity.
6. **ADDRESS OF PERSON FROM WHOM INVESTMENT IS PURCHASED:** Enter the complete address of the person or entity from whom you purchased the investment.
7. **DESCRIPTION OF INVESTMENT:** Enter a brief statement or description of the investment. For example, "Ten shares of stock in ABC Company."
8. **AMOUNT OF INVESTMENT:** Enter the exact amount of the investment purchased.

## **SCHEDULE F4: EXPENDITURES MADE BY CREDIT CARD**

*These instructions are for candidates and officeholders using SCHEDULE F4: EXPENDITURES MADE BY CREDIT CARD. Note: significant changes were made to Schedule F4 in 2022.*

Use this schedule to disclose information about expenditures made by a credit card. You must disclose expenditures charged to a credit card on this schedule and identify the individual, entity, or vendor who receives payment from the credit card issuer. When you pay the credit card bill, you must disclose the payment to the credit card issuer on Schedule F1 (used for political payments from political contributions), Schedule G (used for political payments from personal funds), Schedule H (used for payments from political contributions made to a business that you own or control), or Schedule I (used for non-political payments from political contributions), as applicable.

Do not enter on this schedule: political expenditures from political contributions that were paid for with cash, check, or debit card; unpaid incurred obligations; political expenditures made from personal funds; or payments from political contributions made to a business that a candidate or officeholder owns or controls on this schedule. (Report political expenditures from political contributions that were paid for with cash, check or debit card on Schedule F1; report unpaid incurred obligations on Schedule F2; report the purchase of investments from political contributions on Schedule F3; report expenditures from personal funds on Schedule G; and report payments from political contributions made to a business that a candidate or officeholder owns or controls on Schedule H.)

For examples regarding the disclosure of expenditures made by credit card, see “Examples: Reporting Expenditures Made by Credit Card.”

**Itemization:** Itemization requirements differ depending on whether the expenditure made by a credit card is for a political or non-political expenditure.

**Political Expenditures Made by Credit Card:** You must itemize political expenditures made by credit card that exceed \$230 (in the aggregate) to a single payee. If you made two or more expenditures to the same payee during the reporting period, the total of which exceeded \$230, enter each expenditure made by credit card separately. Although you are not required to do so, you may also report political expenditures made by credit card that do not exceed \$230 in the reporting period on this schedule. If you choose not to itemize political expenditures made by credit card of \$230 and less on this schedule, you must total all unitemized political expenditures and report them in section 4 of this Schedule. You must also include that amount in the total unitemized political expenditures of \$230 or less on the Cover Sheet, page 2, section 17, line 3.

*Each numbered item in these instructions corresponds to the same numbered item on the form.*

- 1. TOTAL PAGES SCHEDULE F4:** After you have completed Schedule F4, count the total number of pages. Each side of a two-sided form counts as one page.
- 2. FILER NAME:** Enter your full name.
- 3. FILER ID:** See instructions for Cover Sheet, page 1, section 1.

**4. TOTAL OF UNITEMIZED EXPENDITURES CHARGED TO ALL CREDIT**

**CARDS:** Enter the total amount of political expenditures charged to all credit cards you used during the reporting period that do not exceed \$230 in the aggregate per person, unless itemized on this schedule. You are not required to itemize political expenditures made by credit card of \$230 or less, but if you choose to do so, do not include those political expenditures made by credit card in the total you enter here.

**5. CREDIT CARD ISSUER:** Enter the full name of the financial institution that issued the credit card. Use a separate page of Schedule F4 for each credit card used.

**Sections 6 through 9 are used to report information about each itemized expenditure made using the credit card listed in item #5 above.** Each expenditure must have its own entry. If you made more than three expenditures using that same credit card during the period covered by the report, include additional pages of Schedule F4 and include the name of the credit card issuer in Item 5 on every page. Leave Item 4 blank except for the first page for that credit card issuer.

**6. PAYMENT**

**(a) Amount Charged:** Report the exact amount of the credit card expenditure.

**(b) Date Expenditure Charged** Enter the date you charged the credit card.

**Note:** There is a special reporting rule for expenditures made by credit card. For reports due 30 days and 8 days before an election (pre-election reports) and for runoff reports, the date of the credit card expenditure is the date the credit card is used. For other reports, the date of the credit card expenditure is either the date of the charge or the date the credit card statement is received. *A filer can never go wrong by disclosing the date of the expenditure as the date of the charge.*

**(c) Date(s) Credit Card Issuer Paid:** List the date(s) that you made payments to the credit card issuer during the period covered by the report for this expenditure. If you made multiple payments to the credit card issuer during the period covered by the report, list the first and last dates that you made payments.

**7. PAYEE**

**(a) Payee Name:** See instructions for Schedule F1, section 5. Disclose the name of the vendor who sold you the goods or services as the payee, NOT the credit card issuer.

**Note:** If you made an expenditure for goods or services to benefit another candidate, officeholder, or committee, enter the name of the vendor of the goods or services. Do not enter the name of the person for whose benefit you made the expenditure. Include that information under section 8, "Purpose of Expenditure."

**(b) Payee Address:** Enter the complete address of the payee of the credit card expenditure.

**8. PURPOSE OF EXPENDITURE:** Check only one box to indicate whether the credit card expenditure was political or non-political.

A non-political expenditure is an expenditure that is neither a campaign expenditure nor an officeholder expenditure. As a practical matter, *very few* expenditures made from political contributions are non-political expenditures. For instance, expenditures for administrative expenses, banking fees, and professional dues are typically political expenditures.

**(a) Purpose of Expenditure:** See instructions for Schedule F1, section 8.

**Note:** Do not choose “Credit Card Payment” as the category for an expenditure made by credit card when an individual, entity, or vendor receives payment from the credit card issuer. Instead, choose the category that corresponds to the goods, services, or other thing of value purchased from the individual, entity, or vendor.

**(b) Description:** See instructions for Schedule F1, section 8.

**9. DIRECT CAMPAIGN EXPENDITURE TO BENEFIT**

**CANDIDATE/OFFICEHOLDER:** See instructions for Schedule F1, section 9.

---

## SCHEDULE G: POLITICAL EXPENDITURES MADE FROM PERSONAL FUNDS

*These instructions are for candidates and officeholders using SCHEDULE G: POLITICAL EXPENDITURES MADE FROM PERSONAL FUNDS.*

Use this schedule to disclose information about political expenditures from personal funds that were made during the reporting period. Alternatively, you may choose to disclose political expenditures from personal funds as a loan on Schedule E (see the Schedule E instructions above for more information). Do not enter on this schedule information about personal funds deposited in an account in which political contributions are held as permitted by section 253.0351(c) of the Election Code. (Report the deposit of personal funds into a political account as a loan on Schedule E.)

**Expenditures Made by Credit Card:** You must disclose expenditures charged to a credit card on Schedule F4 and *not* on this schedule. When you pay the credit card bill, you must disclose the payment to the credit card issuer on Schedule F1 (used for political payments from political contributions), Schedule G (used for political payments from personal funds), Schedule H (used for payments from political contributions made to a business that you own or control), or Schedule I (used for non-political payments from political contributions), as applicable. See instructions for Schedule F4: Expenditures Made by Credit Card for more information.

If you intend to seek reimbursement *in any amount* from political contributions for a political expenditure made from personal funds, you must either report the expenditure on Schedule E or itemize the expenditure on this schedule and check the box in Section 6 to indicate that you intend to seek reimbursement from political contributions. ***You may not correct a report to allow reimbursement.*** When you reimburse yourself, disclose the reimbursement as an outgoing political expenditure on Schedule F1.

See the Campaign Finance Guide for important restrictions regarding the use of political funds to rent or purchase real property.

**Itemization:** If you choose to report political expenditures from personal funds on this schedule, you must itemize political expenditures paid to one individual or entity during the reporting period that in the aggregate exceed \$230 on this schedule. If you made more than one expenditure to the same payee during the reporting period, the total of which exceeded \$230, enter each expenditure separately. Although you are not required to do so, you may also report expenditures to one person that do not exceed \$230 in the period on this schedule. You must total all political expenditures from personal funds that you do not itemize on this schedule and include them in the total of unitemized political expenditures on the Cover Sheet, page 2, section 17, line 3.

Officeholder expenditures from personal funds for which you do not intend to seek reimbursement are not required to be reported on this schedule or included in the total of unitemized political expenditures.

*Each numbered item in these instructions corresponds to the same numbered item on the form.*



1. **TOTAL PAGES SCHEDULE G:** After you have completed Schedule G, count the total number of pages. Each side of a two-sided form counts as one page.
2. **FILER NAME:** Enter your full name.
3. **FILER ID:** See instructions for Cover Sheet, page 1, section 1.
4. **DATE:** Enter the date the expenditure was made.
5. **PAYEE NAME:** See instructions for Schedule F1, section 7.
6. **AMOUNT:** Enter the exact amount of the expenditure.

**“Reimbursement from Political Contributions Intended” box:** Check this box if you intend to reimburse yourself for the expenditure. (In order to be reimbursed from political contributions in any amount for an expenditure made out of personal funds, you must itemize the expenditure on this schedule and check this box, or you must report the expenditure as a loan to yourself on Schedule E.) If you do not check this box at the time you file your report, you cannot correct/amend your report later to check this box without subjecting yourself to a possible penalty.

7. **PAYEE ADDRESS:** Enter the complete address of the person to whom the expenditure was made.
8. **PURPOSE OF EXPENDITURE:** See instructions for Schedule F1, section 8.
9. **DIRECT CAMPAIGN EXPENDITURE TO BENEFIT CANDIDATE/OFFICEHOLDER:** See instructions for Schedule F1, section 9.

## **SCHEDULE H: PAYMENT FROM POLITICAL CONTRIBUTIONS TO A BUSINESS OF C/OH**

*These instructions are for candidates and officeholders using SCHEDULE H: PAYMENT FROM POLITICAL CONTRIBUTIONS TO A BUSINESS OF C/OH.*

Use this schedule to disclose information about payments from political contributions that were made to a business in which you have an interest of more than 10%, a position on the governing body, or a position as an officer. Do not enter on this schedule other payments from political contributions made during the reporting period.

See the *Campaign Finance Guide for Candidates and Officeholders* for a discussion on the important restrictions on making and reporting payments from political contributions to a business in which you have an interest.

This schedule is for payments to a business in which you have one or more of the following interests or positions:

- 1) a participating interest of more than 10%;
- 2) a position on the governing body of the business; *or*
- 3) a position as an officer of the business.

**Itemization:** You must enter all payments from political contributions made to certain businesses (as defined above) of a candidate or officeholder made during the reporting period on this schedule, regardless of the amount.

*Each numbered item in these instructions corresponds to the same numbered item on the form.*

1. **TOTAL PAGES SCHEDULE H:** After you have completed Schedule H, count the total number of pages. Each side of a two-sided form counts as one page.
2. **FILER NAME:** Enter your full name.
3. **FILER ID:** See instructions for Cover Sheet, page 1, section 1.
4. **DATE:** Enter the date you made the payment.
5. **BUSINESS NAME:** Enter the full name of the business to which you made the payment.
6. **AMOUNT:** Enter the exact amount of the payment.
7. **BUSINESS ADDRESS:** Enter the complete address of the business to which you made the payment.
8. **PURPOSE OF EXPENDITURE:** See instructions for Schedule F1, section 8.
9. **DIRECT CAMPAIGN EXPENDITURE TO BENEFIT CANDIDATE/OFFICEHOLDER:** See instructions for Schedule F1, section 9.

## **SCHEDULE I: NON-POLITICAL EXPENDITURES MADE FROM POLITICAL CONTRIBUTIONS**

*These instructions are for candidates and officeholders using SCHEDULE I: NON-POLITICAL EXPENDITURES MADE FROM POLITICAL CONTRIBUTIONS.*

Use this schedule to disclose information about non-political expenditures from political contributions made during the reporting period. Do not enter political expenditures on this schedule. Also, do not enter non-political expenditure obligations you incurred in this reporting period but have not yet paid or non-political expenditures made by credit card. (Report unpaid incurred obligations on Schedule F2; report expenditures made by a credit card on Schedule F4.)

**Expenditures Made by Credit Card:** You must disclose non-political expenditures charged to a credit card on Schedule F4 and *not* on this schedule. When you pay the credit card bill, you must disclose the payment to the credit card issuer on Schedule F1 (used for political payments from political contributions), Schedule G (used for political payments from personal funds), Schedule H (used for payments from political contributions made to a business that you own or control), or Schedule I (used for non-political payments from political contributions), as applicable. See instructions for Schedule F4: Expenditures Made by Credit Card for more information.

**Itemization:** You must enter all non-political expenditures from political contributions on this schedule, regardless of the amount. A non-political expenditure is an expenditure that is neither a campaign expenditure nor an officeholder expenditure, as defined in section 251.001 of the Election Code. As a practical matter, *very few* expenditures made from political contributions are non-political expenditures. For instance, expenditures for administrative expenses, banking fees, and professional dues are typically political expenditures. You may not convert political contributions to personal use.

*Each numbered item in these instructions corresponds to the same numbered item on the form.*

- 1. TOTAL PAGES SCHEDULE I:** After you have completed Schedule I, count the total number of pages. Each side of a two-sided form counts as one page.
- 2. FILER NAME:** Enter your full name.
- 3. FILER ID:** See instructions for Cover Sheet, page 1, section 1.
- 4. DATE:** Enter the date the expenditure was made.
- 5. PAYEE NAME:** See instructions for Schedule F1, section 5.
- 6. AMOUNT:** Enter the exact amount of the expenditure.
- 7. PAYEE ADDRESS:** Enter the complete address of the person to whom the expenditure was made.
- 8. PURPOSE OF EXPENDITURE:** See instructions for Schedule F1, section 8.

## **SCHEDULE K: INTEREST, CREDITS, GAINS, REFUNDS, AND CONTRIBUTIONS RETURNED TO FILER**

*These instructions are for candidates and officeholders using SCHEDULE K: INTEREST, CREDITS, GAINS, REFUNDS, AND CONTRIBUTIONS RETURNED TO FILER.*

Use this schedule to report information regarding any credit, interest, rebate, refund, reimbursement, or return of a deposit fee resulting from the use of a political contribution or an asset purchased with a political contribution, any proceeds from the sale of an asset purchased with a political contribution, the amount of which exceeds \$140, and any other gain from a political contribution received during the reporting period.

**Itemization:** You must enter interest, credits, gains, refunds and returned contributions received during the reporting period that in the aggregate exceed \$140 on this schedule. Although you are not required to do so, you may also report any interest/credit/gain/refund that does not exceed \$140 in the period on this schedule.

*Each numbered item in these instructions corresponds to the same numbered item on the form.*

- 1. TOTAL PAGES SCHEDULE K:** After you have completed Schedule K, count the total number of pages. Each side of a two-sided form counts as one page.
- 2. FILER NAME:** Enter your full name.
- 3. FILER ID:** See instructions for Cover Sheet, page 1, section 1.
- 4. DATE:** Enter the date the credit/gain/refund/returned contribution was received or the interest was earned, as applicable.
- 5. NAME OF PERSON FROM WHOM AMOUNT IS RECEIVED:** Enter the full name of the person or business from whom the interest/credit/gain/refund or returned contribution was received. If the person is an individual, enter the full name, first, last, and suffix (Jr., III, etc.) if applicable (title is optional). If the person or business is an entity, enter the full name of the entity.
- 6. ADDRESS OF PERSON FROM WHOM AMOUNT IS RECEIVED:** Enter the complete address of the person or business from whom the interest/credit/gain/refund or returned contribution was received.
- 7. PURPOSE FOR WHICH AMOUNT IS RECEIVED:** Enter a brief statement or description of the purpose for which the amount was received (for example, “phone service deposit return,” “returned contribution” or “interest on savings account”).  
  
**“Check if political contribution returned to filer” box:** If the incoming credit/gain was originally made by you in the form of a political contribution to another candidate or political committee and was returned to you in this reporting period, check this box.
- 8. AMOUNT:** Enter the exact amount of the interest/credit/gain/refund or returned contribution.

## **SCHEDULE T: IN-KIND CONTRIBUTIONS OR POLITICAL EXPENDITURES FOR TRAVEL OUTSIDE OF TEXAS**

*These instructions are for candidates and officeholders using SCHEDULE T: IN-KIND CONTRIBUTIONS OR POLITICAL EXPENDITURES FOR TRAVEL OUTSIDE OF TEXAS.*

Use this schedule to disclose information about contributions accepted or expenditures made during the reporting period that were used for travel outside of Texas. In addition to completing this schedule, you must also report the actual contribution or expenditure on the appropriate schedule or form. The law requires detailed information regarding in-kind contributions or political expenditures for travel outside of Texas.

*Each numbered item in these instructions corresponds to the same numbered item on the form.*

- 1. TOTAL PAGES SCHEDULE T:** After you have completed Schedule T, count the total number of pages. Each side of a two-sided form counts as one page.
- 2. FILER NAME:** Enter the full name of the candidate, committee, or party on whose report you are including this schedule.
- 3. FILER ID:** If you are filing with the Commission, enter your filer identification number. If you do not file with the Commission, you are not required to enter a filer identification number.
- 4. NAME OF CONTRIBUTOR / CORPORATION OR LABOR ORGANIZATION / PLEDGOR / PAYEE:** Enter the full name of the contributor / corporation or labor organization / pledgor / payee as it appears on the schedule or form on which you reported the actual contribution or expenditure.
- 5. CONTRIBUTION / EXPENDITURE REPORTED ON:** Check the appropriate box for the schedule or form on which you reported the actual contribution or expenditure.
- 6. DATES OF TRAVEL:** Enter the date(s) on which the travel occurred.
- 7. NAME OF PERSON(S) TRAVELING:** Enter the full name of the person or persons traveling on whose behalf the travel was accepted or on whose behalf the expenditure was made.
- 8. DEPARTURE CITY OR NAME OF DEPARTURE LOCATION:** Enter the name of the departure city or the name of each departure location.
- 9. DESTINATION CITY OR NAME OF DESTINATION LOCATION:** Enter the name of the destination city or the name of each destination location.
- 10. MEANS OF TRANSPORTATION:** Enter the method of travel (e.g., airplane, bus, boat, car, etc.)
- 11. PURPOSE OF TRAVEL:** Enter the campaign or officeholder purpose of the travel, including the name of a conference, seminar, or other event.

## FORM C/OH-FR: DESIGNATION OF FINAL REPORT

*These instructions are for candidates and officeholders using Form C/OH-FR: C/OH REPORT: DESIGNATION OF FINAL REPORT. A final report must include this form (Form C/OH-FR) and the CAMPAIGN FINANCE REPORT (Form C/OH) with the "Final Report" box checked on page 1, section 9. It must also include Schedules A1, A2, B, E, F1, F2, F3, F4, G, H, I, K, and T, as applicable.*

### GENERAL INFORMATION

For filing purposes, you are a "candidate" as long as you have an active appointment of campaign treasurer on file. If you do not expect to accept any further campaign contributions or to make any further campaign expenditures, you may file a final report of contributions and expenditures. A final report terminates your appointment of campaign treasurer and relieves you of the obligation of filing further reports as a candidate.

If you do not have an active appointment of campaign treasurer on file, you may not accept **campaign** contributions or make **campaign** expenditures. A payment on a campaign debt is a campaign expenditure. An officeholder who does not have an active appointment of campaign treasurer on file may accept **officeholder** contributions and make **officeholder** expenditures.

The effect of filing a final report differs depending on whether you are an officeholder at the time you file a final report.

**Officeholders Filing a Final Report:** You will not have to worry about surplus political funds and assets until you cease to be an officeholder. You may still be required to file semiannual reports of contributions and expenditures as an officeholder. The only officeholders who are not required to file semiannual reports are local officeholders who do not exceed \$1,140 in contributions or \$1,140 in expenditures during the reporting period.

If you cease to be an officeholder at a time when you do not have an active campaign treasurer appointment on file, and you retain political contributions, interest or other income from political contributions, or assets purchased with political contributions or interest or other income from political contributions after filing the last required report as an officeholder, you **must** file an annual report of unexpended contributions (Form C/OH-UC) not earlier than January 1 and not later than January 15 of each year following the year in which you filed the last required report as an officeholder. If your unexpended contribution report shows that your contributions maintained is now "\$0.00," then you may file that unexpended contribution report at any time. You may not retain these unexpended funds longer than six years after the date you ceased to be an officeholder. For information about important restrictions regarding the use and reporting of unexpended contributions, see the Campaign Finance Guide for Candidates and Officeholders.

**Non-Officeholders Filing a Final Report:** You will no longer be required to file reports **unless** you retain political contributions, interest or other income from political contributions, or assets purchased with political contributions or interest or other income from political contributions. If you retain any of those items, you must file an annual report of unexpended contributions (Form C/OH-UC) not earlier than January 1 and not later than January 15 of each year after the year in which you filed your final report. If your unexpended contribution report shows that your contributions maintained is now "\$0.00," then you may file that unexpended contribution report

at any time. You may not retain these unexpended funds longer than six years after the date of filing a final report. For information about important restrictions regarding the use and reporting of unexpended contributions, see the Campaign Finance Guide for Candidates and Officeholders.

## COMPLETING THE FORM

*Each numbered item in these instructions corresponds to the same numbered item on the form.*

1. **C/OH NAME:** Enter your full name.
2. **FILER ID:** If you are filing with the Commission, enter your Filer ID. If you do not file with the Commission, you are not required to enter a Filer ID.
3. **SIGNATURE:** You must sign this section to indicate that you understand the consequences of filing a final report.
4. **FILER WHO IS NOT AN OFFICEHOLDER:** Complete this section if you are not an officeholder at the time of filing your final report. Be sure to check the appropriate box in both sections A and B and sign on the “Signature” line.
5. **OFFICEHOLDER:** Complete this section if you are an officeholder at the time of filing your final report. You must check the box to indicate awareness of further filing requirements.

---

## ADDITIONAL INFORMATION REGARDING EXPENDITURES

### EXAMPLES: REPORTING EXPENDITURES MADE BY CREDIT CARD

*This list is for illustrative purposes only. It is intended to provide helpful information and to assist filers in reporting expenditures made by credit card and payments made to credit card issuers.*

Keep in mind that this reporting system is not an accounting system and duplication of expenditures is not uncommon when reporting transactions related to expenditures made by credit card.

#### **Example #1 Candidate Using Credit Card to Make Political Expenditures and Using Political Contributions to Pay the Entire Credit Card Bill in the Same Reporting Period**

A candidate for elected office uses her credit card to buy \$1,000 in campaign office supplies from an office store. During the same reporting period, the candidate uses her credit card to buy \$500 in political advertising signs from a sign company. During the same reporting period, the candidate makes a single payment from her political contributions account to pay the \$1,500 credit card bill.

To report that activity, the candidate would report all of the following on a campaign finance report (Form C/OH) covering the period in which she made the credit card charges and sent the payment to the credit card issuer:

1. The candidate fills out one page of the “Expenditures Made by Credit Card” Schedule (F4). The credit card issuer’s name is included in section 5. The candidate fills out sections 6 through 9 twice, once for the \$1,000 expenditure and again for the \$500 expenditure.
2. For the \$1,000 expenditure, the candidate reports an amount charged of \$1,000 in section 6(a), the date the expenditure was made in section 6(b), and the date the credit card issuer was paid \$1,500 in section 6(c). She identifies the office store in section 7 as the payee of the expenditure and includes their address. Section 8’s category for the expenditure is “Office Overhead/Rental Expense,” and the description is “Campaign Office Supplies.” In Section 8 of the schedule, the box for “Political” is also checked.
3. For the \$500 expenditure, the candidate reports an amount charged of \$500 in section 6(a), the date the expenditure was made in section 6(b), and the date the credit card issuer was paid \$1,500 in section 6(c). She identifies the sign company in section 7 as the payee of the expenditure and includes their address. Section 8’s category for the expenditure is “Advertising Expense,” and the description is “Political Advertising Signs.” In Section 8 of the schedule, the box for “Political” is also checked.
4. For the payment to the credit card issuer: a \$1,500 expenditure is reported on the “Political Expenditures from Political Contributions” Schedule (F1). The schedule identifies the credit card issuer as the payee of the expenditure and includes the address, date, amount, a category of the expenditure as “Credit Card Payment,” and a description as “Payment of credit card bill for credit card expenditures.”



5. Both \$1,500 amounts reported on Schedules F4 and F1 are also included in the appropriate totals sections of Cover Sheet Pages 2 and 3.

**Example #2: Candidate Using Credit Card to Make a Political Expenditure and Using Personal Funds to Pay the Entire Credit Card Bill in the Same Reporting Period**

A candidate for *non-judicial* office uses his credit card to purchase \$3,000 in political advertising materials from a print shop. During the same reporting period, the candidate makes one payment from his personal funds account to pay the entire \$3,000 credit card bill.

To report that activity, the candidate would report all of the following on a campaign finance report (Form C/OH) covering the period in which he made the credit card charge and sent the payment to the credit card issuer:

1. The candidate fills out one page of the “Expenditures Made by Credit Card” Schedule (F4). The credit card issuer’s name is included in section 5. The candidate fills out sections 6 through 9 once, for the \$3,000 expenditure.
2. The candidate reports an amount charged of \$3,000 in section 6(a), the date the expenditure was made in section 6(b), and the date the credit card issuer was paid \$3,000 in section 6(c). He identifies the print shop in section 7 as the payee of the expenditure and includes their address. Section 8’s category for the expenditure is “Advertising Expense,” and the description is “Political Advertising Materials.” In Section 8 of the schedule, the box for “Political” is also checked.
3. For the payment to the credit card issuer: a \$3,000 expenditure is reported on the “Political Expenditures Made from Personal Funds” Schedule (G). The schedule identifies the credit card issuer as the payee of the expenditure and includes the address, date, amount, a category of the expenditure as “Credit Card Payment,” and a description as “Payment of credit card bill for political advertising materials.” If the candidate intends to seek reimbursement from political contributions, the candidate may also check the appropriate box in Section 6.
4. Both \$3,000 amounts reported on Schedules F4 and G are also included in the appropriate sections of Cover Sheet Pages 2 and 3.

**Example #3: Political Committee Using Credit Card to Make a Political Expenditure and Using Political Contributions to Pay the Credit Card Bill in Different Reporting Periods**

A general-purpose committee (GPAC) uses its credit card to buy \$500 in political advertising in a newspaper. The committee receives the statement from the credit card issuer but does not send a payment until after the reporting period ends. When the committee sends a payment to the credit card issuer, it makes a \$500 payment from its political contributions account.

To report the credit card charge, the committee’s campaign treasurer would report all of the following on a campaign finance report (Form GPAC) covering the period in which it made the credit card charge:

1. The GPAC fills out one page of the “Expenditures Made by Credit Card” Schedule (F4). The credit card issuer’s name is included in section 5. The GPAC fills out sections 6 through 9 once, for the \$500 expenditure.
2. The GPAC reports an amount charged of \$500 in section 6(a), the date the expenditure was made in section 6(b), and leaves section 6(c) blank. They identify the newspaper in section 7 as the payee of the expenditure and include their address. Section 8’s category for the expenditure is “Advertising Expense,” and the description is “Political Advertising.” In Section 8 of the schedule, the box for “Political” is also checked.
3. The \$500 amount reported on the “Expenditures Made by Credit Card” Schedule (F4) will also be included in the appropriate sections of Cover Sheet Pages 2 and 3.

To report the payment to the credit card issuer, the committee’s campaign treasurer would also report all of the following on a campaign finance report (Form GPAC) covering the period in which it made the payment to the credit card issuer:

1. The GPAC reports a \$500 expenditure on the “Political Expenditures from Political Contributions” Schedule (F1). The schedule identifies the credit card issuer as the payee of the expenditure and includes the address, date, amount, a category of the expenditure as “Credit Card Payment,” and a description as “Payment of credit card bill for political advertising.”
2. The \$500 amount reported on the “Political Expenditures from Political Contributions” Schedule (F1) will also be included in the appropriate sections of Cover Sheet Pages 2 and 3.

**Example #4: Candidate Using Credit Card to Make a Political Expenditure and Using Political Contributions to Pay the Credit Card Bill in Different Reporting Periods**

A candidate for *judicial* office uses her credit card to buy \$500 in political advertising in a newspaper. The candidate receives the statement from the credit card issuer but does not send a payment until after the reporting period ends. When the candidate sends a payment to the credit card issuer, she makes a \$500 payment from her political contributions account.

To report the credit card charge, the candidate would report all of the following on a campaign finance report (Form JC/OH) covering the period in which she made the credit card charge:

1. The judicial candidate fills out one page of the “Expenditures Made by Credit Card” Schedule (F4). The credit card issuer’s name is included in section 5. The candidate fills out sections 6 through 9 once, for the \$500 expenditure.
2. The judicial candidate reports an amount charged of \$500 in section 6(a), the date the expenditure was made in section 6(b), and leaves section 6(c) blank. She identifies the newspaper in section 7 as the payee of the expenditure and includes their address. Section 8’s category for the expenditure is “Advertising Expense,” and the description is “Political Advertising.” In Section 8 of the schedule, the box for “Political” is also checked.

3. The \$500 amount reported on the “Expenditures Made by Credit Card” Schedule (F4) will also be included in the appropriate sections of Cover Sheet Pages 2 and 3.

To report the payment to the credit card issuer, the judicial candidate would also report all of the following on a campaign finance report (Form JC/OH) covering the period in which the payment to the credit card issuer was made:

1. The judicial candidate reports a \$500 expenditure on the “Political Expenditures from Political Contributions” Schedule (F1). The schedule identifies the credit card issuer as the payee of the expenditure and includes the address, date, amount, a category of the expenditure as “Credit Card Payment,” and a description as “Payment of credit card bill for political advertising.”
2. The \$500 amount reported on the “Political Expenditures from Political Contributions” Schedule (F1) will also be included in the appropriate sections of Cover Sheet Pages 2 and 3.

**Example #5: Political Committee Using Credit Card to Make a Political Expenditure and Using Political Contributions to Make Partial Payments of the Credit Card Bill in Different Reporting Periods**

A general-purpose committee (GPAC) uses its credit card to buy \$5,000 in political advertising for a mailer from a printing company. The committee receives the statement from the credit card issuer and makes one or more partial payments from political contributions of \$2,000 in that same reporting period. The committee pays the remaining \$3,000 from political contributions to the credit card issuer in a different reporting period.

To report the credit card charge, the committee’s campaign treasurer would report all of the following on a campaign finance report (Form GPAC) covering the period in which it made the credit card charge:

1. The GPAC fills out one page of the “Expenditures Made by Credit Card” Schedule (F4). The credit card issuer’s name is included in section 5. The GPAC fills out sections 6 through 9 once, for the \$5,000 expenditure.
2. The GPAC reports an amount charged of \$5,000 in section 6(a), the date the expenditure was made in section 6(b), and reports the date (or dates) during that reporting period on which the \$2,000 was paid in section 6(c). They identify the printing company in section 7 as the payee of the expenditure and include their address. Section 8’s category for the expenditure is “Advertising Expense,” and the description is “Political Advertising.” In Section 8 of the schedule, the box for “Political” is also checked.
3. The \$5,000 amount reported on “Expenditures Made by Credit Card” Schedule (F4) will also be included in the appropriate sections of Cover Sheet Pages 2 and 3.

To report the payments to the credit card issuer, the committee’s campaign treasurer would also report all of the following on a campaign finance report (Form GPAC):

1. For the \$2,000 payment(s) made during the same period that the expenditure was made, the GPAC reports a \$2,000 expenditure on the “Political Expenditures from Political

Contributions” Schedule (F1). The schedule identifies the credit card issuer as the payee of the expenditure and includes the address, date, amount, a category of the expenditure as “Credit Card Payment,” and a description as “Payment of credit card bill for political advertising.”

2. For the \$3,000 payment made during a different reporting period, the GPAC reports a \$3,000 expenditure on the “Political Expenditures from Political Contributions” Schedule (F1). The schedule identifies the credit card issuer as the payee of the expenditure and includes the address, date, amount, a category of the expenditure as “Credit Card Payment,” and a description as “Payment of credit card bill for political advertising.”
3. The \$2,000 and \$3,000 amounts reported on the “Political Expenditures from Political Contributions” Schedule (F1) will also be included in the appropriate sections of Cover Sheet Pages 2 and 3 for each reporting period.

## EXAMPLES: PURPOSE OF EXPENDITURES

*This list is for illustrative purposes only. It is intended to provide helpful information and to assist filers in reporting the purpose of an expenditure. However, it is not, and is not intended to be, an exhaustive or an exclusive list of how a filer may permissibly report the purpose of an expenditure.*

(1) Example: Candidate X is seeking the office of State Representative, District 2000. She purchases an airline ticket from ABC Airlines to attend a campaign rally within District 2000. The acceptable category for this expenditure is “travel in district.” An acceptable brief description is “airline ticket to attend campaign event.”

(2) Example: Candidate X purchases an airline ticket to attend a campaign event outside of District 2000 but within Texas, the acceptable category is “travel out of district.” An acceptable brief description is “airline ticket to attend campaign or officeholder event.”

(3) Example: Candidate X purchases an airline ticket to attend an officeholder related seminar outside of Texas. The acceptable category is “travel out of district” and an acceptable brief description is “airline ticket to attend [name of seminar] in [city,] [state]. You must also complete “Schedule T” (used to report travel outside of Texas).

(4) Example: Candidate X contracts with an individual to do various campaign related tasks such as work on a campaign phone bank, sign distribution, and staffing the office. The acceptable category is “salaries/wages/contract labor.” An acceptable brief description is “contract labor for campaign services.”

(5) Example: Officeholder X is seeking re-election and makes an expenditure to purchase a vehicle to use for campaign purposes and permissible officeholder purposes. The acceptable category is “transportation equipment and related expenses” and an acceptable brief description is “purchase of campaign/officeholder vehicle.”

(6) Example: Candidate X makes an expenditure to repair a flat tire on a campaign vehicle purchased with political funds. The acceptable category is “transportation equipment and related expenses” and an acceptable brief description is “campaign vehicle repairs.”

(7) Example: Officeholder X purchases flowers for a constituent. The acceptable category is “gifts/awards/memorials expense” and an acceptable brief description is “flowers for constituent.”

(8) Example: Political Committee XYZ makes a political contribution to Candidate X. The acceptable category is “contributions/donations made by candidate/officeholder/political committee” and an acceptable brief description is “campaign contribution.”

(9) Example: Candidate X makes an expenditure for a filing fee to get his name on the ballot. The acceptable category is “fees” and an acceptable brief description is “candidate filing fee.”

(10) Example: Officeholder X makes an expenditure to attend a seminar related to performing a duty or engaging in an activity in connection with the office. The acceptable category is “fees” and an acceptable brief description is “attend officeholder seminar.”

(11) Example: Candidate X makes an expenditure for political advertising to be broadcast by radio. The acceptable category is “advertising expense” and an acceptable brief description is “political advertising.” Similarly, Candidate X makes an expenditure for political advertising to appear in a newspaper. The acceptable category is “advertising expense” and an acceptable brief description is “political advertising.”

(12) Example: Officeholder X makes expenditures for printing and postage to mail a letter to all of her constituents, thanking them for their participation during the legislative session. Acceptable categories are “advertising expense” OR “printing expense” and an acceptable brief description is “letter to constituents.”

(13) Example: Officeholder X makes an expenditure to pay the campaign office electric bill. The acceptable category is “office overhead/rental expense” and an acceptable brief description is “campaign office electric bill.”

(14) Example: Officeholder X makes an expenditure to purchase paper, postage, and other supplies for the campaign office. The acceptable category is “office overhead/rental expense” and an acceptable brief description is “campaign office supplies.”

(15) Example: Officeholder X makes an expenditure to pay the campaign office monthly rent. The acceptable category is “office overhead/rental expense” and an acceptable brief description is “campaign office rent.”

(16) Example: Candidate X hires a consultant for fundraising services. The acceptable category is “consulting expense” and an acceptable brief description is “campaign services.”

(17) Example: Candidate/Officeholder X pays his attorney for legal fees related to either campaign matters or officeholder matters. The acceptable category is “legal services” and an acceptable brief description is “legal fees for campaign” or “for officeholder matters.”

(18) Example: Candidate/Officeholder X makes food and beverage expenditures for a meeting with her constituents. The acceptable category is “food/beverage expense” and an acceptable brief description is “meeting with constituents.”

(19) Example: Candidate X makes food and beverage expenditures for a meeting to discuss candidate issues. The acceptable category is “food/beverage expense” and an acceptable brief description is “meeting to discuss campaign issues.”

(20) Example: Officeholder X makes food and beverage expenditures for a meeting to discuss officeholder issues. The acceptable category is “food/beverage expense” and an acceptable brief description is “meeting to discuss officeholder issues.”

(21) Example: Candidate/Officeholder X makes food and beverage expenditures for a meeting to discuss campaign and officeholder issues. The acceptable category is “food/beverage expense” and an acceptable brief description is “meeting to discuss campaign/officeholder issues.”

## EXAMPLES: REPORTING EXPENDITURES FROM PERSONAL FUNDS

*This list is for illustrative purposes only. It is intended to provide helpful information and to assist filers in reporting expenditures from personal funds.*

If you intend to seek reimbursement of any amount from political contributions for a political expenditure made from your personal funds, you must report the expenditure in one of three ways. Keep in mind that this reporting system is not an accounting system and duplication of expenditures is not uncommon when reporting transactions related to expenditures made from personal funds.

**Method #1:** Itemize the expenditure on the “Political Expenditures Made from Personal Funds” schedule (Schedule G) and check the box to indicate that you intend to seek reimbursement from political contributions. You may not correct a report to allow reimbursement without subjecting yourself to a possible penalty. When you reimburse yourself, which could be months or years later, report the reimbursement on the “Political Expenditures Made From Political Contributions” schedule (Schedule F1).

**Example:** On December 1, 2025~0, Candidate A spends \$500 of her own personal funds to purchase political advertising signs. She does not use a credit card for this purchase; the purchase is made using cash, check or a debit card. She reports the expenditure to the vendor on Schedule G and checks the box to indicate that reimbursement is intended. One year later, Candidate A reimburses herself from political contributions. She reports the reimbursement on Schedule F1. Candidate A is the payee and the purpose of the expenditure is to reimburse herself for a political expenditure made from personal funds on December 1, 2025.

If you intend to seek reimbursement from political contributions for a political expenditure of any amount made from personal funds, you must itemize the expenditure on Schedule G.

**Method #2:** Report the political expenditures made from your personal funds as a loan to your campaign on the “Loans” schedule (Schedule E). Next, report the political expenditures made from that loan as if they were made from political funds (report on Schedules F1, F2, F3, F4, or H as appropriate). Do NOT report political expenditures made from the loan on Schedule G.

The amount you report as a loan in a reporting period may NOT exceed the amount you actually spent from personal funds in that reporting period. In other words, do not report a \$100,000 loan to your campaign if the amount actually spent from personal funds in the reporting period was \$5,000. When you reimburse yourself, which could be months or years later, report the reimbursement on the Schedule F1.

**Example:** In one reporting period, Candidate B spends \$5,000 of his own personal funds to purchase political advertising materials. He spends \$3,000 at Business One and \$2,000 at Business Two. He reports the expenditures as a \$5,000 loan on Schedule E and then itemizes each of the two expenditures as a political expenditure on Schedule F1. A year later, Candidate B reimburses himself from political contributions by disclosing the reimbursement on Schedule F1. He reports the reimbursement on Schedule F1. Candidate B is the payee, the category of the expenditure is “Loan Repayment/Reimbursement,” and “political

expenditure made from personal funds reported as a loan” is an acceptable brief description.

**Method #3:** Deposit personal funds in an account in which your political contributions are maintained and report that amount as a loan on the "Loans" schedule (Schedule E). Next, report the political expenditures made from that loan as if they were made from political funds (report on Schedules F1, F2, F3, or H as appropriate). When you reimburse yourself, which could be months or years later, report the reimbursement on the Schedule F1. The reimbursement may not exceed the amount reported as a loan. Personal funds deposited in an account in which political contributions are held are subject to the personal use restriction.)

**Example:** In one reporting period, Candidate C opens a campaign bank account and deposits \$5,000 of her own personal funds into the account. She makes one \$3,000 expenditure for political advertising. Candidate C has no other activity in the reporting period. She reports the \$5,000 as a loan on Schedule E, itemizes the \$3,000 expenditure for the political advertising on Schedule F1, and includes the remaining \$2,000 on her contributions maintained at the end of the reporting period total. A year later, Candidate C reimburses herself from political contributions by disclosing the reimbursement on Schedule F1. Candidate C is the payee, the category of expenditure is "Loan Repayment/Reimbursement," and "political expenditure made from personal funds reported as a loan" is an acceptable brief description.



## EXAMPLES: REPORTING STAFF REIMBURSEMENT

*This list is for illustrative purposes only. It is intended to provide helpful information and to assist filers in reporting staff reimbursements.*

When a staff member makes political payment(s) out of his or her personal funds, how you disclose the payment(s) depends on two things: 1) the aggregate total of those payments in the reporting period; and 2) whether or not you reimburse the staff worker in the same reporting period.

**Example #1:** The payment out of the staff worker's personal funds does not exceed \$5,000 in the reporting period **and** you reimburse the staff worker from political funds in the same reporting period – Itemize the payment (if over the \$230 itemization threshold) on Schedule F1 as if you made the expenditure directly to the vendor out of your political funds, with the name of the vendor who sold the goods or services as the payee for the expenditure. **Do not** disclose as the payee the name of your staff worker.

**Example #2:** The payment(s) out of the staff worker's personal funds are over \$5,000 in the aggregate in the reporting period **and** you reimburse the staff worker from political funds in the same reporting period – Use a 3-step process, disclosing everything on the same report: (1) On Schedule E, disclose the total amount paid from the staff worker's personal funds as a loan from the staff worker to your campaign; (2) On Schedule F1, itemize the payments made by your staff worker separately, with the names of the vendors who sold the goods or services to your staff worker as the payees for the expenditures. **Do not** disclose as the payee the name of your staff worker; and (3) On Schedule F1, disclose the payment to your staff worker for the reimbursement of the loan.

**Example #3:** The payment(s) out of the staff worker's personal funds do not exceed \$5,000 in the aggregate in the reporting period **but** you reimburse the staff worker from political funds in a different reporting period – Use a 3-step process, disclosing steps 1 and 2 on the same report and step 3 later, when the reimbursement occurs: (1) On Schedule E, disclose the total amount paid from the staff worker's personal funds as a loan from the staff worker to your campaign; (2) On Schedule F1, itemize the payments made by your staff worker separately, with the names of the vendors who sold the goods or services to your staff worker as the payees for the expenditures. **Do not** disclose as the payee the name of your staff worker; and (3) When you reimburse your staff worker, if ever, disclose on Schedule F1 of the report covering the period in which the reimbursement occurs the payment to your staff worker for the reimbursement of the loan.



# CANDIDATE / OFFICEHOLDER CAMPAIGN FINANCE REPORT

**FORM C/OH  
COVER SHEET PG 1**

The C/OH Instruction Guide explains how to complete this form.		1 Filer ID (Ethics Commission Filers)		2 Total pages filed:	
<b>3 CANDIDATE / OFFICEHOLDER NAME</b>	MS / MRS / MR FIRST MI ..... NICKNAME LAST SUFFIX				<b>OFFICE USE ONLY</b>
	ADDRESS / PO BOX; APT / SUITE #; CITY; STATE; ZIP CODE  <input type="checkbox"/> Change of Address				
<b>4 CANDIDATE / OFFICEHOLDER MAILING ADDRESS</b>	AREA CODE PHONE NUMBER EXTENSION (       )				
<b>5 CANDIDATE / OFFICEHOLDER PHONE</b>	MS / MRS / MR FIRST MI ..... NICKNAME LAST SUFFIX				
<b>6 CAMPAIGN TREASURER NAME</b>	ADDRESS / PO BOX; APT / SUITE #; CITY; STATE; ZIP CODE  <input type="checkbox"/> Change of Address				Date Received   Date Hand-delivered or Date Postmarked  Receipt # Amount \$ Date Processed Date Imaged
<b>7 CAMPAIGN TREASURER ADDRESS</b> (Residence or Business)	AREA CODE PHONE NUMBER EXTENSION (       )				
<b>8 CAMPAIGN TREASURER PHONE</b>	STREET ADDRESS (NO PO BOX PLEASE); APT / SUITE #; CITY; STATE; ZIP CODE				
<b>9 REPORT TYPE</b>	AREA CODE PHONE NUMBER EXTENSION (       )				
<b>10 PERIOD COVERED</b>	<input type="checkbox"/> January 15 <input type="checkbox"/> 30th day before election <input type="checkbox"/> Runoff <input type="checkbox"/> 15th day after campaign treasurer appointment (Officeholder Only) <input type="checkbox"/> July 15 <input type="checkbox"/> 8th day before election <input type="checkbox"/> Exceeded Modified Reporting Limit <input type="checkbox"/> Final Report (Attach C/OH - FR)				
<b>11 ELECTION</b>	Month    Day    Year    THROUGH    Month    Day    Year /    /    /       /    /    /				
<b>12 OFFICE</b>	OFFICE HELD (if any)		<b>13 OFFICE SOUGHT (if known)</b>  ELECTION DATE    ELECTION TYPE Month    Day    Year <input type="checkbox"/> Primary <input type="checkbox"/> Runoff <input type="checkbox"/> Other Description <input type="checkbox"/> General <input type="checkbox"/> Special    _____		
<b>14 NOTICE FROM POLITICAL COMMITTEE(S)</b>	THIS BOX IS FOR NOTICE OF POLITICAL CONTRIBUTIONS ACCEPTED OR POLITICAL EXPENDITURES MADE BY POLITICAL COMMITTEES TO SUPPORT THE CANDIDATE / OFFICEHOLDER. THESE EXPENDITURES MAY HAVE BEEN MADE WITHOUT THE CANDIDATE'S OR OFFICEHOLDER'S KNOWLEDGE OR CONSENT. CANDIDATES AND OFFICEHOLDERS ARE REQUIRED TO REPORT THIS INFORMATION ONLY IF THEY RECEIVE NOTICE OF SUCH EXPENDITURES.				
<input type="checkbox"/> Additional Pages	COMMITTEE TYPE	COMMITTEE NAME			
	<input type="checkbox"/> GENERAL	COMMITTEE ADDRESS			
	<input type="checkbox"/> SPECIFIC	COMMITTEE CAMPAIGN TREASURER NAME			
		COMMITTEE CAMPAIGN TREASURER ADDRESS			

**GO TO PAGE 2**



# CANDIDATE / OFFICEHOLDER CAMPAIGN FINANCE REPORT

**FORM C/OH  
COVER SHEET PG 2**

**15 C/OH NAME**

**16 Filer ID (Ethics Commission Filers)**

**17 CONTRIBUTION  
TOTALS**

1. TOTAL UNITEMIZED POLITICAL CONTRIBUTIONS (OTHER THAN  
PLEDGES, LOANS, OR GUARANTEES OF LOANS, OR  
CONTRIBUTIONS MADE ELECTRONICALLY)

\$

2. TOTAL POLITICAL CONTRIBUTIONS  
(OTHER THAN PLEDGES, LOANS, OR GUARANTEES OF LOANS)

\$

**EXPENDITURE  
TOTALS**

3. TOTAL UNITEMIZED POLITICAL EXPENDITURE.

\$

4. TOTAL POLITICAL EXPENDITURES

\$

**CONTRIBUTION  
BALANCE**

5. TOTAL POLITICAL CONTRIBUTIONS MAINTAINED AS OF THE LAST DAY  
OF REPORTING PERIOD

\$

**OUTSTANDING  
LOAN TOTALS**

6. TOTAL PRINCIPAL AMOUNT OF ALL OUTSTANDING LOANS AS OF THE  
LAST DAY OF THE REPORTING PERIOD

\$

**18 SIGNATURE**

I swear, or affirm, under penalty of perjury, that the accompanying report is true and correct and includes all information required to be reported by me under Title 15, Election Code.

\_\_\_\_\_  
Signature of Candidate or Officeholder

**Please complete either option below:**

**(1) Affidavit**

NOTARY STAMP / SEAL

Sworn to and subscribed before me by \_\_\_\_\_ this the \_\_\_\_\_ day of \_\_\_\_\_,  
20 \_\_\_\_\_, to certify which, witness my hand and seal of office.

Signature of officer administering oath

Printed name of officer administering oath

Title of officer administering oath

OR

**(2) Unsworn Declaration**

My name is \_\_\_\_\_, and my date of birth is \_\_\_\_\_.

My address is \_\_\_\_\_,  
(street) (city) (state) (zip code) (country)

Executed in \_\_\_\_\_ County, State of \_\_\_\_\_, on the \_\_\_\_\_ day of \_\_\_\_\_, 20\_\_\_\_\_  
(month) (year)

\_\_\_\_\_  
Signature of Candidate/Officeholder (Declarant)



# SUBTOTALS - C/OH

## FORM C/OH COVER SHEET PG 3

19 FILER NAME

20 Filer ID (Ethics Commission Filers)

21 SCHEDULE SUBTOTALS  
NAME OF SCHEDULE

SUBTOTAL  
AMOUNT

1.	<input type="checkbox"/>	SCHEDULE A1: MONETARY POLITICAL CONTRIBUTIONS	\$
2.	<input type="checkbox"/>	SCHEDULE A2: NON-MONETARY (IN-KIND) POLITICAL CONTRIBUTIONS	\$
3.	<input type="checkbox"/>	SCHEDULE B: PLEDGED CONTRIBUTIONS	\$
4.	<input type="checkbox"/>	SCHEDULE E: LOANS	\$
5.	<input type="checkbox"/>	SCHEDULE F1: POLITICAL EXPENDITURES MADE FROM POLITICAL CONTRIBUTIONS	\$
6.	<input type="checkbox"/>	SCHEDULE F2: UNPAID INCURRED OBLIGATIONS	\$
7.	<input type="checkbox"/>	SCHEDULE F3: PURCHASE OF INVESTMENTS MADE FROM POLITICAL CONTRIBUTIONS	\$
8.	<input type="checkbox"/>	SCHEDULE F4: EXPENDITURES MADE BY CREDIT CARD	\$
9.	<input type="checkbox"/>	SCHEDULE G: POLITICAL EXPENDITURES MADE FROM PERSONAL FUNDS	\$
10.	<input type="checkbox"/>	SCHEDULE H: PAYMENT MADE FROM POLITICAL CONTRIBUTIONS TO A BUSINESS OF C/OH	\$
11.	<input type="checkbox"/>	SCHEDULE I: NON-POLITICAL EXPENDITURES MADE FROM POLITICAL CONTRIBUTIONS	\$
12.	<input type="checkbox"/>	SCHEDULE K: INTEREST, CREDITS, GAINS, REFUNDS, AND CONTRIBUTIONS RETURNED TO FILER	\$





## SCHEDULE A1

**The Instruction Guide explains how to complete this form.**

## 2 FILER NAME

4 Date

☐ out-of-state PAC (ID#: \_\_\_\_\_)

**6** Contributor address;                      City;                      State;                      Zip Code

Date \_\_\_\_\_

☐ out-of-state PAC (ID#: \_\_\_\_\_)

Contributor address; City; State; Zip Code

Date \_\_\_\_\_

☐ out-of-state PAC (ID#: \_\_\_\_\_)

Contributor address; City; State; Zip Code

Date \_\_\_\_\_

☐ out-of-state PAC (ID#:

Contributor address; City; State; Zip Code

Revised 1/1/2026



## SCHEDULE A2

Revised 1/1/2026



# PLEDGED CONTRIBUTIONS

## SCHEDULE B

If the requested information is not applicable, **DO NOT** include this page in the report.

The Instruction Guide explains how to complete this form.		1 Total pages Schedule B:	
2 FILER NAME		3 Filer ID (Ethics Commission Filers)	
4 TOTAL OF UNITEMIZED PLEDGES		\$	
5 Date	6 Full name of pledgor <input type="checkbox"/> out-of-state PAC (ID#: _____)  7 Pledgor address; City; State; Zip Code	8 Amount of Pledge \$	9 In-kind contribution description
		<input type="checkbox"/> Check if travel outside of Texas. Complete Schedule T.	
10 Principal occupation / Job title (See Instructions)		11 Employer (See Instructions)	
Date	Full name of pledgor <input type="checkbox"/> out-of-state PAC (ID#: _____)  Pledgor address; City; State; Zip Code	Amount of Pledge \$	In-kind contribution description
		<input type="checkbox"/> Check if travel outside of Texas. Complete Schedule T.	
Principal occupation / Job title (See Instructions)		Employer (See Instructions)	
Date	Full name of pledgor <input type="checkbox"/> out-of-state PAC (ID#: _____)  Pledgor address; City; State; Zip Code	Amount of Pledge \$	In-kind contribution description
		<input type="checkbox"/> Check if travel outside of Texas. Complete Schedule T.	
Principal occupation / Job title (See Instructions)		Employer (See Instructions)	
Date	Full name of pledgor <input type="checkbox"/> out-of-state PAC (ID#: _____)  Pledgor address; City; State; Zip Code	Amount of Pledge \$	In-kind contribution description
		<input type="checkbox"/> Check if travel outside of Texas. Complete Schedule T.	
Principal occupation / Job title (See Instructions)		Employer (See Instructions)	

**ATTACH ADDITIONAL COPIES OF THIS SCHEDULE AS NEEDED**

If contributor is out-of-state PAC, please see instruction guide for additional reporting requirements.



**LOANS****SCHEDULE E**If the requested information is not applicable, **DO NOT** include this page in the report.

The Instruction Guide explains how to complete this form.		1 Total pages Schedule E:
2 FILER NAME		3 Filer ID (Ethics Commission Filers)
4 TOTAL OF UNITEMIZED LOANS		\$
5 Date of loan	7 Name of lender <input type="checkbox"/> out-of-state PAC (ID#: _____ )	9 Loan Amount (\$)
6 Is lender a financial Institution?  Y N	8 Lender address; City; State; Zip Code	10 Interest rate
		11 Maturity date
12 Principal occupation / Job title (See Instructions)		13 Employer (See Instructions)
14 Description of Collateral <input type="checkbox"/> none		15 <input type="checkbox"/> Check if personal funds were deposited into political account (See Instructions)
16 GUARANTOR INFORMATION  <input type="checkbox"/> not applicable	17 Name of guarantor	19 Amount Guaranteed (\$)
	18 Guarantor address; City; State; Zip Code	
20 Principal Occupation (See Instructions)		21 Employer (See Instructions)
Date of loan	Name of lender <input type="checkbox"/> out-of-state PAC (ID#: _____ )	Loan Amount (\$)
Is lender a financial Institution?  Y N	Lender address; City; State; Zip Code	Interest rate
		Maturity date
Principal occupation / Job title (See Instructions)		Employer (See Instructions)
Description of Collateral <input type="checkbox"/> none		<input type="checkbox"/> Check if personal funds were deposited into political account (See Instructions)
GUARANTOR INFORMATION  <input type="checkbox"/> not applicable	Name of guarantor	Amount Guaranteed (\$)
	Guarantor address; City; State; Zip Code	
Principal Occupation (See Instructions)		Employer (See Instructions)

**ATTACH ADDITIONAL COPIES OF THIS SCHEDULE AS NEEDED**

If lender is out-of-state PAC, please see Instruction guide for additional reporting requirements.





# POLITICAL EXPENDITURES MADE FROM POLITICAL CONTRIBUTIONS

## SCHEDULE F1

If the requested information is not applicable, **DO NOT** include this page in the report.

### EXPENDITURE CATEGORIES FOR BOX 8(a)

Advertising Expense  
Accounting/Banking  
Consulting Expense  
Contributions/Donations Made By  
Candidate/Officeholder/Political Committee  
Credit Card Payment

Event Expense  
Fees  
Food/Beverage Expense  
Gift/Awards/Memorials Expense  
Legal Services

Loan Repayment/Reimbursement  
Office Overhead/Rental Expense  
Polling Expense  
Printing Expense  
Salaries/Wages/Contract Labor

Solicitation/Fundraising Expense  
Transportation Equipment & Related Expense  
Travel In District  
Travel Out Of District  
Other (enter a category not listed above)

The Instruction Guide explains how to complete this form.

<b>1</b> Total pages Schedule F1:	<b>2</b> FILER NAME	<b>3</b> Filer ID (Ethics Commission Filers)
<b>4</b> Date	<b>5</b> Payee name	
<b>6</b> Amount (\$)	<b>7</b> Payee address; City; State; Zip Code	
<b>PURPOSE OF EXPENDITURE</b>	<b>(a)</b> Category (See Categories listed at the top of this schedule)	<b>(b)</b> Description
	<b>(c)</b> <input type="checkbox"/> Check if travel outside of Texas. Complete Schedule T. <input type="checkbox"/> Check if Austin, TX, officeholder living expense	
<b>9</b> Complete <u>ONLY</u> if direct expenditure to benefit C/OH		
Candidate / Officeholder name Office sought Office held		
Date	Payee name	
Amount (\$)	Payee address; City; State; Zip Code	
<b>PURPOSE OF EXPENDITURE</b>	Category (See Categories listed at the top of this schedule)	Description
	<input type="checkbox"/> Check if travel outside of Texas. Complete Schedule T. <input type="checkbox"/> Check if Austin, TX, officeholder living expense	
Complete <u>ONLY</u> if direct expenditure to benefit C/OH		
Candidate / Officeholder name Office sought Office held		
Date	Payee name	
Amount (\$)	Payee address; City; State; Zip Code	
<b>PURPOSE OF EXPENDITURE</b>	Category (See Categories listed at the top of this schedule)	Description
	<input type="checkbox"/> Check if travel outside of Texas. Complete Schedule T. <input type="checkbox"/> Check if Austin, TX, officeholder living expense	
Complete <u>ONLY</u> if direct expenditure to benefit C/OH		
Candidate / Officeholder name Office sought Office held		
Date	Payee name	
Amount (\$)	Payee address; City; State; Zip Code	
<b>PURPOSE OF EXPENDITURE</b>	Category (See Categories listed at the top of this schedule)	Description
	<input type="checkbox"/> Check if travel outside of Texas. Complete Schedule T. <input type="checkbox"/> Check if Austin, TX, officeholder living expense	
Complete <u>ONLY</u> if direct expenditure to benefit C/OH		
Candidate / Officeholder name Office sought Office held		

ATTACH ADDITIONAL COPIES OF THIS SCHEDULE AS NEEDED



# UNPAID INCURRED OBLIGATIONS

## SCHEDULE F2

If the requested information is not applicable, **DO NOT** include this page in the report.

### EXPENDITURE CATEGORIES FOR BOX 10(a)

Advertising Expense  
Accounting/Banking  
Consulting Expense  
Contributions/Donations Made By  
Candidate/Officeholder/Political Committee

Event Expense  
Fees  
Food/Beverage Expense  
Gift/Awards/Memorials Expense  
Legal Services

Loan Repayment/Reimbursement  
Office Overhead/Rental Expense  
Polling Expense  
Printing Expense  
Salaries/Wages/Contract Labor

Solicitation/Fundraising Expense  
Transportation Equipment & Related Expense  
Travel In District  
Travel Out Of District  
Other (enter a category not listed above)

The Instruction Guide explains how to complete this form.

<b>1</b> Total pages Schedule F2:	<b>2</b> FILER NAME	<b>3</b> Filer ID (Ethics Commission Filers)
<b>4</b> TOTAL OF UNITEMIZED UNPAID INCURRED OBLIGATIONS		\$
<b>5</b> Date	<b>6</b> Payee name	
<b>7</b> Amount (\$)	<b>8</b> Payee address; City; State; Zip Code	
<b>9</b> TYPE OF EXPENDITURE	<input type="checkbox"/> Political <input type="checkbox"/> Non-Political	
<b>10</b> PURPOSE OF EXPENDITURE	(a) Category (See Categories listed at the top of this schedule)	(b) Description
	(c) <input type="checkbox"/> Check if travel outside of Texas. Complete Schedule T. <input type="checkbox"/> Check if Austin, TX, officeholder living expense	
<b>11</b> Complete <u>ONLY</u> if direct expenditure to benefit C/OH	Candidate / Officeholder name	Office sought Office held

Date	Payee name		
Amount (\$)	Payee address; City; State; Zip Code		
TYPE OF EXPENDITURE	<input type="checkbox"/> Political <input type="checkbox"/> Non-Political		
PURPOSE OF EXPENDITURE	Category (See Categories listed at the top of this schedule)	Description	
	<input type="checkbox"/> Check if travel outside of Texas. Complete Schedule T. <input type="checkbox"/> Check if Austin, TX, officeholder living expense		
Complete <u>ONLY</u> if direct expenditure to benefit C/OH	Candidate / Officeholder name	Office sought	Office held

**ATTACH ADDITIONAL COPIES OF THIS SCHEDULE AS NEEDED**



# PURCHASE OF INVESTMENTS MADE FROM POLITICAL CONTRIBUTIONS

## SCHEDULE F3

If the requested information is not applicable, **DO NOT** include this page in the report.

The Instruction Guide explains how to complete this form.		1 Total pages Schedule F3:	
2 FILER NAME		3 Filer ID (Ethics Commission Filers)	
4 Date	5 Name of person from whom investment is purchased		
	6 Address of person from whom investment is purchased; City; State; Zip Code		
	7 Description of investment		
	8 Amount of investment (\$)		
Date	Name of person from whom investment is purchased		
	Address of person from whom investment is purchased; City; State; Zip Code		
	Description of investment		
	Amount of investment (\$)		
ATTACH ADDITIONAL COPIES OF THIS SCHEDULE AS NEEDED			



# EXPENDITURES MADE BY CREDIT CARD

## SCHEDULE F4

If the requested information is not applicable, DO NOT include this page in the report.

### EXPENDITURE CATEGORIES FOR BOX 10(a)

Advertising Expense  
Accounting/Banking  
Consulting Expense  
Contributions/Donations Made By  
Candidate/Officeholder/Political Committee

Event Expense  
Fees  
Food/Beverage Expense  
Gift/Awards/Memorials Expense  
Legal Services

Loan Repayment/Reimbursement  
Office Overhead/Rental Expense  
Polling Expense  
Printing Expense  
Salaries/Wages/Contract Labor

Solicitation/Fundraising Expense  
Transportation Equipment & Related Expense  
Travel In District  
Travel Out Of District  
Other (enter a category not listed above)

The Instruction Guide explains how to complete this form.

USE A NEW PAGE FOR EACH CREDIT CARD ISSUER

1 TOTAL PAGES SCHEDULE F4:	2 FILER NAME	3 FILER ID (Ethics Commission Filers)
4 TOTAL OF UNITEMIZED EXPENDITURES CHARGED TO A CREDIT CARD		\$
5 CREDIT CARD ISSUER	Name of financial institution	
6 PAYMENT	(a) Amount Charged \$	(b) Date Expenditure Charged (c) Date(s) Credit Card Issuer Paid
7 PAYEE	(a) Payee name	(b) Payee address; City, State, Zip Code
8 PURPOSE OF EXPENDITURE <input type="checkbox"/> Political <input type="checkbox"/> Non-Political	(a) Category (See Categories listed at the top of this schedule) (b) Description (c) <input type="checkbox"/> Check if travel outside of Texas. Complete Schedule T. <input type="checkbox"/> Check if Austin, TX, officeholder living expense	
9 Complete <u>ONLY</u> if direct expenditure to benefit C/OH	Candidate / Officeholder name Office Sought Office Held	
PAYMENT	(a) Amount Charged \$	(b) Date Expenditure Charged (c) Date(s) Credit Card Issuer Paid
PAYEE	(a) Payee name	(b) Payee address; City, State, Zip Code
PURPOSE OF EXPENDITURE <input type="checkbox"/> Political <input type="checkbox"/> Non-Political	(a) Category (See Categories listed at the top of this schedule) (b) Description (c) <input type="checkbox"/> Check if travel outside of Texas. Complete Schedule T. <input type="checkbox"/> Check if Austin, TX, officeholder living expense	
Complete <u>ONLY</u> if direct expenditure to benefit C/OH	Candidate / Officeholder name Office Sought Office Held	
PAYMENT	(a) Amount Charged \$	(b) Date Expenditure Charged (c) Date(s) Credit Card Issuer Paid
PAYEE	(a) Payee name	(b) Payee address; City, State, Zip Code
PURPOSE OF EXPENDITURE <input type="checkbox"/> Political <input type="checkbox"/> Non-Political	(a) Category (See Categories listed at the top of this schedule) (b) Description (c) <input type="checkbox"/> Check if travel outside of Texas. Complete Schedule T. <input type="checkbox"/> Check if Austin, TX, officeholder living expense	
Complete <u>ONLY</u> if direct expenditure to benefit C/OH	Candidate / Officeholder name Office Sought Office Held	

ATTACH ADDITIONAL COPIES OF THIS SCHEDULE AS NEEDED





# POLITICAL EXPENDITURES MADE FROM PERSONAL FUNDS

## SCHEDULE G

If the requested information is not applicable, **DO NOT** include this page in the report.

### EXPENDITURE CATEGORIES FOR BOX 8(a)

Advertising Expense  
Accounting/Banking  
Consulting Expense  
Contributions/Donations Made By  
Candidate/Officeholder/Political Committee  
Credit Card Payment

Event Expense  
Fees  
Food/Beverage Expense  
Gift/Awards/Memorials Expense  
Legal Services

Loan Repayment/Reimbursement  
Office Overhead/Rental Expense  
Polling Expense  
Printing Expense  
Salaries/Wages/Contract Labor

Solicitation/Fundraising Expense  
Transportation Equipment & Related Expense  
Travel In District  
Travel Out Of District  
Other (enter a category not listed above)

The Instruction Guide explains how to complete this form.

<b>1</b> Total pages Schedule G:	<b>2</b> FILER NAME		<b>3</b> Filer ID (Ethics Commission Filers)
<b>4</b> Date	<b>5</b> Payee name		
<b>6</b> Amount (\$)  <input type="checkbox"/> Reimbursement from political contributions intended	<b>7</b> Payee address; City; State; Zip Code		
<b>8</b> PURPOSE OF EXPENDITURE	<b>(a)</b> Category (See Categories listed at the top of this schedule)		<b>(b)</b> Description
	<input type="checkbox"/> Check if travel outside of Texas. Complete Schedule T. <input type="checkbox"/> Check if Austin, TX, officeholder living expense		
<b>9</b> Complete <u>ONLY</u> if direct expenditure to benefit C/OH <div style="display: flex; justify-content: space-between;"> <span>Candidate / Officeholder name</span> <span>Office sought</span> <span>Office held</span> </div>			
Date	Payee name		
Amount (\$)  <input type="checkbox"/> Reimbursement from political contributions intended	Payee address; City; State; Zip Code		
PURPOSE OF EXPENDITURE	Category (See Categories listed at the top of this schedule)		Description
	<input type="checkbox"/> Check if travel outside of Texas. Complete Schedule T. <input type="checkbox"/> Check if Austin, TX, officeholder living expense		
Complete <u>ONLY</u> if direct expenditure to benefit C/OH <div style="display: flex; justify-content: space-between;"> <span>Candidate / Officeholder name</span> <span>Office sought</span> <span>Office held</span> </div>			
Date	Payee name		
Amount (\$)  <input type="checkbox"/> Reimbursement from political contributions intended	Payee address; City; State; Zip Code		
PURPOSE OF EXPENDITURE	Category (See Categories listed at the top of this schedule)		Description
	<input type="checkbox"/> Check if travel outside of Texas. Complete Schedule T. <input type="checkbox"/> Check if Austin, TX, officeholder living expense		
Complete <u>ONLY</u> if direct expenditure to benefit C/OH <div style="display: flex; justify-content: space-between;"> <span>Candidate / Officeholder name</span> <span>Office sought</span> <span>Office held</span> </div>			
Date	Payee name		
Amount (\$)  <input type="checkbox"/> Reimbursement from political contributions intended	Payee address; City; State; Zip Code		
PURPOSE OF EXPENDITURE	Category (See Categories listed at the top of this schedule)		Description
	<input type="checkbox"/> Check if travel outside of Texas. Complete Schedule T. <input type="checkbox"/> Check if Austin, TX, officeholder living expense		
Complete <u>ONLY</u> if direct expenditure to benefit C/OH <div style="display: flex; justify-content: space-between;"> <span>Candidate / Officeholder name</span> <span>Office sought</span> <span>Office held</span> </div>			

ATTACH ADDITIONAL COPIES OF THIS SCHEDULE AS NEEDED



# PAYMENT MADE FROM POLITICAL CONTRIBUTIONS TO A BUSINESS OF C/OH

## SCHEDULE H

If the requested information is not applicable, **DO NOT** include this page in the report.

### EXPENDITURE CATEGORIES FOR BOX 8(a)

Advertising Expense  
Accounting/Banking  
Consulting Expense  
Contributions/Donations Made By  
Candidate/Officeholder/Political Committee  
Credit Card Payment

Event Expense  
Fees  
Food/Beverage Expense  
Gift/Awards/Memorials Expense  
Legal Services

Loan Repayment/Reimbursement  
Office Overhead/Rental Expense  
Polling Expense  
Printing Expense  
Salaries/Wages/Contract Labor

Solicitation/Fundraising Expense  
Transportation Equipment & Related Expense  
Travel In District  
Travel Out Of District  
Other (enter a category not listed above)

The Instruction Guide explains how to complete this form.

<b>1</b> Total pages Schedule H:	<b>2</b> FILER NAME	<b>3</b> Filer ID (Ethics Commission Filers)
<b>4</b> Date	<b>5</b> Business name	
<b>6</b> Amount (\$)	<b>7</b> Business address; City; State; Zip Code	
<b>8</b> <b>PURPOSE OF EXPENDITURE</b>	<b>(a)</b> Category (See Categories listed at the top of this schedule)	<b>(b)</b> Description
	<b>(c)</b> <input type="checkbox"/> Check if travel outside of Texas. Complete Schedule T. <input type="checkbox"/> Check if Austin, TX, officeholder living expense	
<b>9</b> Complete <u>ONLY</u> if direct expenditure to benefit C/OH Candidate / Officeholder name Office sought Office held		
Date	Business name	
Amount (\$)	Business address; City; State; Zip Code	
<b>PURPOSE OF EXPENDITURE</b>	Category (See Categories listed at the top of this schedule)	Description
	<input type="checkbox"/> Check if travel outside of Texas. Complete Schedule T. <input type="checkbox"/> Check if Austin, TX, officeholder living expense	
Complete <u>ONLY</u> if direct expenditure to benefit C/OH Candidate / Officeholder name Office sought Office held		
Date	Business name	
Amount (\$)	Business address; City; State; Zip Code	
<b>PURPOSE OF EXPENDITURE</b>	Category (See Categories listed at the top of this schedule)	Description
	<input type="checkbox"/> Check if travel outside of Texas. Complete Schedule T. <input type="checkbox"/> Check if Austin, TX, officeholder living expense	
Complete <u>ONLY</u> if direct expenditure to benefit C/OH Candidate / Officeholder name Office sought Office held		
Date	Business name	
Amount (\$)	Business address; City; State; Zip Code	
<b>PURPOSE OF EXPENDITURE</b>	Category (See Categories listed at the top of this schedule)	Description
	<input type="checkbox"/> Check if travel outside of Texas. Complete Schedule T. <input type="checkbox"/> Check if Austin, TX, officeholder living expense	
Complete <u>ONLY</u> if direct expenditure to benefit C/OH Candidate / Officeholder name Office sought Office held		

ATTACH ADDITIONAL COPIES OF THIS SCHEDULE AS NEEDED



# NON-POLITICAL EXPENDITURES MADE FROM POLITICAL CONTRIBUTIONS

## SCHEDULE I

If the requested information is not applicable, **DO NOT** include this page in the report.

The Instruction Guide explains how to complete this form.

1 Total pages Schedule I:	2 FILER NAME	3 Filer ID (Ethics Commission Filers)
4 Date	5 Payee name	
6 Amount (\$)	7 Payee address;	City State Zip Code
8 <b>PURPOSE OF EXPENDITURE</b>	(a) Category (See instructions for examples of acceptable categories.)	(b) Description (See instructions regarding type of information required.)
Date	Payee name	
Amount (\$)	Payee address;	City State Zip Code
<b>PURPOSE OF EXPENDITURE</b>	Category (See instructions for examples of acceptable categories.)	Description (See instructions regarding type of information required.)
Date	Payee name	
Amount (\$)	Payee address;	City State Zip Code
<b>PURPOSE OF EXPENDITURE</b>	Category (See instructions for examples of acceptable categories.)	Description (See instructions regarding type of information required.)
Date	Payee name	
Amount (\$)	Payee address;	City State Zip Code
<b>PURPOSE OF EXPENDITURE</b>	Category (See instructions for examples of acceptable categories.)	Description (See instructions regarding type of information required.)

ATTACH ADDITIONAL COPIES OF THIS SCHEDULE AS NEEDED



# INTEREST, CREDITS, GAINS, REFUNDS, AND CONTRIBUTIONS RETURNED TO FILER

## SCHEDULE K

If the requested information is not applicable, **DO NOT** include this page in the report.

The Instruction Guide explains how to complete this form.

1 Total pages Schedule K:

2 FILER NAME

3 Filer ID (Ethics Commission Filers)

4 Date

5 Name of person from whom amount is received

8 Amount (\$)

6 Address of person from whom amount is received; City; State; Zip Code

7 Purpose for which amount is received

☐ Check if political contribution returned to filer

Date

Name of person from whom amount is received

Amount (\$)

Address of person from whom amount is received; City; State; Zip Code

Purpose for which amount is received

☐ Check if political contribution returned to filer

Date

Name of person from whom amount is received

Amount (\$)

Address of person from whom amount is received; City; State; Zip Code

Purpose for which amount is received

☐ Check if political contribution returned to filer

Date

Name of person from whom amount is received

Amount (\$)

Address of person from whom amount is received; City; State; Zip Code

Purpose for which amount is received

☐ Check if political contribution returned to filer

ATTACH ADDITIONAL COPIES OF THIS SCHEDULE AS NEEDED





# IN-KIND CONTRIBUTIONS OR POLITICAL EXPENDITURES FOR TRAVEL OUTSIDE OF TEXAS

## SCHEDULE T

If the requested information is not applicable, **DO NOT** include this page in the report.

<b>The Instruction Guide explains how to complete this form.</b>		<b>1</b> Total pages Schedule T:
<b>2</b> FILER NAME		<b>3</b> Filer ID (Ethics Commission Filers)
<b>4</b> Name of Contributor / Corporation or Labor Organization / Pledgor / Payee		
<b>5</b> Contribution / Expenditure reported on: <div style="display: flex; flex-wrap: wrap; justify-content: space-between; padding: 5px 0;"><div><input type="checkbox"/> Schedule A2</div><div><input type="checkbox"/> Schedule B</div><div><input type="checkbox"/> Schedule B(J)</div><div><input type="checkbox"/> Schedule C2</div><div><input type="checkbox"/> Schedule D</div><div><input type="checkbox"/> Schedule F1</div><div><input type="checkbox"/> Schedule F2</div><div><input type="checkbox"/> Schedule F4</div><div><input type="checkbox"/> Schedule G</div><div><input type="checkbox"/> Schedule H</div><div><input type="checkbox"/> Schedule COH-UC</div><div><input type="checkbox"/> Schedule B-SS</div></div>		
<b>6</b> Dates of travel	<b>7</b> Name of person(s) traveling	
	<b>8</b> Departure city or name of departure location	
	<b>9</b> Destination city or name of destination location	
<b>10</b> Means of transportation	<b>11</b> Purpose of travel (including name of conference, seminar, or other event)	
Name of Contributor / Corporation or Labor Organization / Pledgor / Payee		
Contribution / Expenditure reported on: <div style="display: flex; flex-wrap: wrap; justify-content: space-between; padding: 5px 0;"><div><input type="checkbox"/> Schedule A2</div><div><input type="checkbox"/> Schedule B</div><div><input type="checkbox"/> Schedule B(J)</div><div><input type="checkbox"/> Schedule C2</div><div><input type="checkbox"/> Schedule D</div><div><input type="checkbox"/> Schedule F1</div><div><input type="checkbox"/> Schedule F2</div><div><input type="checkbox"/> Schedule F4</div><div><input type="checkbox"/> Schedule G</div><div><input type="checkbox"/> Schedule H</div><div><input type="checkbox"/> Schedule COH-UC</div><div><input type="checkbox"/> Schedule B-SS</div></div>		
Dates of travel	Name of person(s) traveling	
	Departure city or name of departure location	
	Destination city or name of destination location	
Means of transportation	Purpose of travel (including name of conference, seminar, or other event)	
Name of Contributor / Corporation or Labor Organization / Pledgor / Payee		
Contribution / Expenditure reported on: <div style="display: flex; flex-wrap: wrap; justify-content: space-between; padding: 5px 0;"><div><input type="checkbox"/> Schedule A2</div><div><input type="checkbox"/> Schedule B</div><div><input type="checkbox"/> Schedule B(J)</div><div><input type="checkbox"/> Schedule C2</div><div><input type="checkbox"/> Schedule D</div><div><input type="checkbox"/> Schedule F1</div><div><input type="checkbox"/> Schedule F2</div><div><input type="checkbox"/> Schedule F4</div><div><input type="checkbox"/> Schedule G</div><div><input type="checkbox"/> Schedule H</div><div><input type="checkbox"/> Schedule COH-UC</div><div><input type="checkbox"/> Schedule B-SS</div></div>		
Dates of travel	Name of person(s) traveling	
	Departure city or name of departure location	
	Destination city or name of destination location	
Means of transportation	Purpose of travel (including name of conference, seminar, or other event)	
<b>ATTACH ADDITIONAL COPIES OF THIS SCHEDULE AS NEEDED</b>		



# CANDIDATE / OFFICEHOLDER REPORT: DESIGNATION OF FINAL REPORT

FORM C/OH - FR

The Instruction Guide explains how to complete this form.

-- Complete only if "Report Type" on page 1 is marked "Final Report" --

1 C/OH NAME

2 Filer ID (Ethics Commission Filers)

## 3 SIGNATURE

I do not expect any further political contributions or political expenditures in connection with my candidacy. I understand that designating a report as a final report terminates my campaign treasurer appointment. I also understand that I may not accept any campaign contributions or make any campaign expenditures without a campaign treasurer appointment on file.

\_\_\_\_\_  
Signature of Candidate / Officeholder

## 4 FILER WHO IS NOT AN OFFICEHOLDER

-- Complete A & B below *only* if you are not an officeholder. --

### A. CAMPAIGN FUNDS

Check only one:

- ☐ I do not have unexpended contributions or unexpended interest or income earned from political contributions.
- ☐ I have unexpended contributions or unexpended interest or income earned from political contributions. I understand that I may not convert unexpended political contributions or unexpended interest or income earned on political contributions to personal use. I also understand that I must file an annual report of unexpended contributions and that I may not retain unexpended contributions or unexpended interest or income earned on political contributions longer than six years after filing this final report. Further, I understand that I must dispose of unexpended political contributions and unexpended interest or income earned on political contributions in accordance with the requirements of Election Code, § 254.204.

### B. ASSETS

Check only one:

- ☐ I do not retain assets purchased with political contributions or interest or other income from political contributions.
- ☐ I do retain assets purchased with political contributions or interest or other income from political contributions. I understand that I may not convert assets purchased with political contributions or interest or other income from political contributions to personal use. I also understand that I must dispose of assets purchased with political contributions in accordance with the requirements of Election Code, § 254.204.

\_\_\_\_\_  
Signature of Candidate

## 5 OFFICEHOLDER

-- Complete this section *only* if you are an officeholder --

- ☐ I am aware that I remain subject to filing requirements applicable to an officeholder who does not have a campaign treasurer on file. I am also aware that I will be required to file reports of unexpended contributions if, after filing the last required report as an officeholder, I retain political contributions, interest or other income from political contributions, or assets purchased with political contributions or interest or other income from political contributions.

\_\_\_\_\_  
Signature of Officeholder



**TEXAS ETHICS COMMISSION**

**CANDIDATE/OFFICEHOLDER REPORT  
OF UNEXPENDED CONTRIBUTIONS**

**FORM C/OH-UC – INSTRUCTION GUIDE**

**(LOCAL FILERS ONLY)**

**For Reports Due on or after January 1, 2026**



**Revised July 1, 2025**

**Texas Ethics Commission, P.O. Box 12070, Austin, Texas 78711**

**[www.ethics.state.tx.us](http://www.ethics.state.tx.us)**

**(512) 463-5800 • TDD (800) 735-2989**

***Promoting Public Confidence in Government***

## **FORM C/OH-UC: CANDIDATE/OFFICEHOLDER REPORT OF UNEXPENDED CONTRIBUTIONS**

*These instructions are for candidates and officeholders using FORM C/OH-UC: CANDIDATE / OFFICEHOLDER REPORT OF UNEXPENDED CONTRIBUTIONS. Use Form C/OH-UC for filing either an annual report of unexpended contributions or a report of the final disposition of unexpended contributions.*

### **GENERAL INSTRUCTIONS**

**ANNUAL REPORT OF UNEXPENDED CONTRIBUTIONS.** You must file this report if one of the following descriptions applies to you:

- (1) You filed a final report as a candidate at a time when you were not an officeholder and you had unexpended political contributions, interest, assets, or other money earned from political contributions at the time you filed the final report; or
- (2) You ceased to be an officeholder at a time when you did not have a campaign treasurer on file, and you had unexpended political contributions, interest, assets, or other money earned from political contributions at the time you ceased to be an officeholder.

You must file an Unexpended Contributions - Annual report not earlier than January 1 and not later than January 15 of the year after each year in which you maintained unexpended contributions or assets. You must complete Form C/OH-UC and designate the report as an annual report by checking the "Annual" box.

You must continue to file Unexpended Contributions - Annual reports until you have disposed of all your unexpended contributions or assets. Once you have disposed of all your contributions or assets, you must file an Unexpended Contributions - Final report.

You may not retain unexpended contributions or assets longer than six years after the date you filed your final report or ceased being an officeholder, as applicable. If you still maintain unexpended assets at the end of the six-year period, you must dispose of the assets in one of the following ways:

- (1) You may give them to the political party with which you were affiliated when your name was last on the ballot.
- (2) You may give them to a candidate or a political committee. If you do so, however, you must file a report on Form AS IF-SPAC as described below under "Extra Reporting for a Contribution to a Candidate or Political Committee."
- (3) You may give them to the comptroller for deposit in the state treasury to be used to finance primary elections.
- (4) You may give them to one or more persons from whom you received political contributions, but the total returned to any person may not exceed the aggregate

amount accepted from that person during the last two years during which you were accepting political contributions.

- (5) You may give them to a recognized charitable organization formed for educational, religious, or scientific purposes that is exempt from taxation under Section 501(c)(3), Internal Revenue Code of 1986, and its subsequent amendments.
- (6) You may give them to a public or private post-secondary educational institution or an institution of higher education as defined by Section 61.003(8), Education Code, for the purpose of assisting or creating a scholarship program.

You may dispose of unexpended contributions or assets in this manner at any time during the six-year period.

**EXTRA REPORTING FOR CONTRIBUTION TO CANDIDATE OR POLITICAL COMMITTEE.** If you contribute unexpended contributions or assets to another candidate or political committee, you must report the contribution twice. You must include the contribution on your Annual Report and you must also report the contribution on a AS IF-SPECIFIC-PURPOSE COMMITTEE CAMPAIGN FINANCE REPORT (Form AS IF-SPAC). You must file the AS IF-SPAC report with the filing authority with whom the candidate or political committee files reports by the date by which the candidate or political committee receiving the contribution must report the receipt of the contribution.

**NOTE:** If the candidate or political committee files with the Texas Ethics Commission (Commission), you will need a separate “AS IF-SPAC” filer ID to file the AS IF-SPAC report. Please contact the Commission for help in establishing an AS IF-SPAC filer ID.

**FINAL DISPOSITION OF UNEXPENDED CONTRIBUTIONS REPORT.** You must file a report of the final disposition of your unexpended contributions or assets. Complete Form C/OH-UC and designate the report as an “Unexpended Contributions – Final” report by checking the “Final Disposition” box. The report is due no later than the 30th day after the end of the six-year period.

## SPECIFIC INSTRUCTIONS

*Each numbered item in these instructions corresponds to the same numbered item on the form.*

### **PAGE 1**

1. **FILER ID:** If you are filing with the Commission, you were assigned a filer identification (ID) number when you filed your initial campaign treasurer appointment. You should have received a letter acknowledging receipt of the form and informing you of your filer ID number. Enter this number wherever you see “Filer ID.” If you do not file with the Commission, you are not required to enter a filer ID number.
2. **CANDIDATE/OFFICEHOLDER NAME:** Enter your full name, including nicknames and suffixes (e.g., Sr., Jr., III), if applicable. Your entry here should be the same as in your APPOINTMENT OF CAMPAIGN TREASURER BY A CANDIDATE (CTA). Enter your name in the same way wherever you see “C/OH NAME”.

**3. CANDIDATE/OFFICEHOLDER ADDRESS:** Enter your complete mailing address. Your entry here should be the same as the address in your APPOINTMENT OF CAMPAIGN TREASURER BY A CANDIDATE (CTA). If your mailing address has changed since you last gave notice of your address, check the “Change of Address” box.

**4. REPORT TYPE:** Check the appropriate box.

**“Annual” Box:** Check this box if you are filing an Unexpended Contributions - Annual report.

**“Final Disposition” Box:** Check this box if you are filing an Unexpended Contributions - Final report.

**5. PERIOD COVERED:**

Annual Reports. For your first Unexpended Contributions - Annual report, the start date is the day after the day you filed your Final Report. The start date for all other Unexpended Contributions - Annual reports is January 1 of the previous year. The end date for all Unexpended Contributions - Annual reports is December 31 of the previous year.

Final Disposition Report. For an Unexpended Contributions – Final report, the start date is the day after the period covered by your most recent Unexpended Contributions - Annual report. The end date is the date you file the report.

**6. TOTALS:** Complete this section only if you are filing an Annual Report. If you are not filing an Annual Report, go to section 7.

**Line 1.** Enter the total amount of unexpended political contributions and assets that you maintained as of December 31 of the previous year. (Note: Unlike other reports, you are not required to also disclose the total amount of expenditures entered in this Unexpended Contributions report. You are only required to disclose your unexpended balance as of December 31.)

**Line 2.** Enter the total amount of interest and other income earned on unexpended political contributions and assets during the previous year ending December 31.

**7. SIGNATURE:** Complete this section only after you have completed all other appropriate sections and schedules. You must always sign a report that you file. You must complete this section even if you have no schedules to attach. **ONLY THE CANDIDATE OR OFFICEHOLDER FILING THE REPORT MAY SIGN THE AFFIDAVIT.**

If you are using the paper form, fill this section out by hand after you finish the rest of this report. You have the option to either: (1) take the completed form to a notary public where you will sign above the first line that says “Signature of Candidate/Officeholder” (an electronic signature is not acceptable) and your signature will be notarized, or (2) sign above both lines that say “Signature of Candidate/Officeholder (Declarant)” (an electronic signature is not acceptable), and fill out the unsworn declaration section.



**PAGE 2**

**8. C/OH (CANDIDATE/OFFICEHOLDER) NAME:** Enter your full name as you did on Form C/OH-UC, Page 1.

**9. FILER ID:** If you are filing with the Commission, enter your filer ID number. If you do not file with the Commission, you are not required to enter a filer ID number.

**10. DATE:** Enter the date the expenditure was made.

**Credit Card Expenditures:** There is a special reporting rule for expenditures made by credit card. The date of a credit card expenditure is either the date of the charge or the date the credit card statement is received. *A filer can never go wrong by disclosing the date of the expenditure as the date of the charge.*

**11. PAYEE NAME:** Enter the full name of the payee. If the payee is an individual, enter the full name, first, last, and suffix (Jr., III, etc.) if applicable (title is optional). If the payee is an entity, enter the full name of the entity.

**12. PAYEE ADDRESS:** Enter the complete address of the payee.

**13. AMOUNT:** Enter the exact amount of the expenditure payment.

**14. PURPOSE OF EXPENDITURE:** Enter a brief statement or description of the expenditure. The brief statement or description must include the item or service purchased and must be sufficiently specific to make the reason for the expenditure clear.

**“Check if Travel Outside of Texas” box:** The law requires detailed information regarding in-kind contributions and political expenditures for travel outside of Texas. This information should be reported on Schedule T and attached to this form. Schedule T can be found on the Commission's website at [https://www.ethics.state.tx.us/forms/Schedule\\_T.pdf](https://www.ethics.state.tx.us/forms/Schedule_T.pdf).

**15. IS THE EXPENDITURE A CONTRIBUTION TO A CANDIDATE, OFFICEHOLDER, OR POLITICAL COMMITTEE?** If the expenditure was a contribution to a candidate, officeholder, or political committee, check the “Yes” box. If you check “Yes,” you must file an additional report for this expenditure on Form AS IF-SPAC. See the **“Extra Reporting For Contribution To Candidate Or Political Committee”** section in the General Instructions for this form.

If the expenditure was not a contribution to a candidate, officeholder, or political committee, check the “No” box.



# CANDIDATE / OFFICEHOLDER REPORT OF UNEXPENDED CONTRIBUTIONS

FORM C/OH-UC  
COVER SHEET PG 1

The C/OH-UC Instruction Guide explains how to complete this form.		1 Filer ID (Ethics Commission Filers)	
2 CANDIDATE / OFFICEHOLDER NAME	MS/MRS/MR FIRST MI		<b>OFFICE USE ONLY</b>
	NICKNAME LAST SUFFIX		
3 CANDIDATE / OFFICEHOLDER ADDRESS  <input type="checkbox"/> change of address	ADDRESS / PO BOX; APT / SUITE #; CITY; STATE; ZIP CODE		Date Received
			Date Hand-delivered or Date Postmarked
4 REPORT TYPE	<input type="checkbox"/> Annual <input type="checkbox"/> Final Disposition		Receipt # Amount \$
5 PERIOD COVERED	Month Day Year Month Day Year / / THROUGH / /		Date Processed
6 TOTALS	1. TOTAL AMOUNT OF UNEXPENDED POLITICAL CONTRIBUTIONS AS OF DECEMBER 31 OF THE PREVIOUS YEAR.		\$
	2. TOTAL AMOUNT OF INTEREST AND OTHER INCOME EARNED ON UNEXPENDED POLITICAL CONTRIBUTIONS DURING THE PREVIOUS YEAR.		\$
<b>7 SIGNATURE</b> I swear, or affirm, under penalty of perjury, that the accompanying report is true and correct and includes all information required to be reported by me under Title 15, Election Code.			
<div style="border-bottom: 1px solid black; width: 80%; margin: 0 auto;"></div> Signature of Candidate/Officeholder			
<b>Please complete either option below:</b>			
<b>(1) Affidavit</b>			
NOTARY STAMP / SEAL			
Sworn to and subscribed before me by _____ this the _____ day of _____, 20_____, to certify which, witness my hand and seal of office.			
Signature of officer administering oath		Printed name of officer administering oath	Title of officer administering oath
OR			
<b>(2) Unsworn Declaration</b>			
My name is _____, and my date of birth is _____.			
My address is _____, _____, _____, _____, _____ <div style="display: flex; justify-content: space-between; width: 80%; margin: 0 auto;"> <span>(street)</span> <span>(city)</span> <span>(state)</span> <span>(zip code)</span> <span>(country)</span> </div>			
Executed in _____ County, State of _____, on the _____ day of _____, 20_____. <div style="display: flex; justify-content: space-between; width: 80%; margin: 0 auto;"> <span>(month)</span> <span>(year)</span> </div>			
<div style="border-bottom: 1px solid black; width: 80%; margin: 0 auto;"></div> Signature of Candidate/Officeholder (Declarant)			




**C/OH REPORT OF UNEXPENDED CONTRIBUTIONS:  
EXPENDITURES****FORM C/OH-UC  
PG 2**

<b>8 C/OH NAME</b>		<b>9 Filer ID (Ethics Commission Filers)</b>
<b>10 Date</b>	<b>11 Payee name</b>	<b>13 Amount (\$)</b>
	<b>12 Payee address; City; State; Zip Code</b>	
<b>14 Purpose of expenditure (See instructions regarding type of information required.)</b>  <input type="checkbox"/> Check if travel outside of Texas. Complete Schedule T.		<b>15 Is expenditure a contribution to a candidate, officeholder, or political committee?</b> <input type="checkbox"/> Yes <input type="checkbox"/> No
<b>Date</b>	<b>Payee name</b>  ----- <b>Payee address; City; State; Zip Code</b>	<b>Amount (\$)</b>
<b>Purpose of expenditure (See instructions regarding type of information required.)</b>  <input type="checkbox"/> Check if travel outside of Texas. Complete Schedule T.		<b>Is expenditure a contribution to a candidate, officeholder, or political committee?</b> <input type="checkbox"/> Yes <input type="checkbox"/> No
<b>Date</b>	<b>Payee name</b>  ----- <b>Payee address; City; State; Zip Code</b>	<b>Amount (\$)</b>
<b>Purpose of expenditure (See instructions regarding type of information required.)</b>  <input type="checkbox"/> Check if travel outside of Texas. Complete Schedule T.		<b>Is expenditure a contribution to a candidate, officeholder, or political committee?</b> <input type="checkbox"/> Yes <input type="checkbox"/> No
<b>Date</b>	<b>Payee name</b>  ----- <b>Payee address; City; State; Zip Code</b>	<b>Amount (\$)</b>
<b>Purpose of expenditure (See instructions regarding type of information required.)</b>  <input type="checkbox"/> Check if travel outside of Texas. Complete Schedule T.		<b>Is expenditure a contribution to a candidate, officeholder, or political committee?</b> <input type="checkbox"/> Yes <input type="checkbox"/> No

**ATTACH ADDITIONAL COPIES OF THIS FORM AS NEEDED**



**TEXAS ETHICS COMMISSION**  
**CHAPTER 258, ELECTION CODE**  
**FAIR CAMPAIGN PRACTICES**



**Effective September 1,  
1997 (Revised 9/1/2023)**

**Texas Ethics Commission, P.O. Box 12070, Austin, Texas 78711**

**[www.ethics.state.tx.us](http://www.ethics.state.tx.us)**

**(512) 463-5800 • TDD (800) 735-2989**

***Promoting Public Confidence in Government***

**CHAPTER 258, ELECTION CODE**

**FAIR CAMPAIGN PRACTICES**

**TABLE OF CONTENTS**

<b>Chapter 258. Fair Campaign Practices.....</b>	<b>1</b>
Sec. 258.001. Short Title.....	1
Sec. 258.002. Purpose .....	1
Sec. 258.003. Delivery Of Copy Of Code.....	1
Sec. 258.004. Text Of Code .....	1
Sec. 258.005. Forms.....	2
Sec. 258.006. Acceptance And Preservation Of Copies .....	2
Sec. 258.007. Subscription To Code Voluntary.....	2
Sec. 258.008. Indication On Political Advertising.....	3
Sec. 258.009. Civil Cause Of Action .....	3



**ELECTION CODE**

**TITLE 15. REGULATING POLITICAL FUNDS AND CAMPAIGNS**

**CHAPTER 258. FAIR CAMPAIGN PRACTICES**

**Sec. 258.001. SHORT TITLE.** This chapter may be cited as the Fair Campaign Practices Act.

**Sec. 258.002. PURPOSE.**

(a) The purpose of this chapter is to encourage every candidate and political committee to subscribe to the Code of Fair Campaign Practices.

(b) It is the intent of the legislature that every candidate and political committee that subscribes to the Code of Fair Campaign Practices will follow the basic principles of decency, honesty, and fair play to encourage healthy competition and open discussion of issues and candidate qualifications and to discourage practices that cloud the issues or unfairly attack opponents.

**Sec. 258.003. DELIVERY OF COPY OF CODE.**

(a) When a candidate or political committee files its campaign treasurer appointment, the authority with whom the appointment is filed shall give the candidate or political committee a blank form of the Code of Fair Campaign Practices and a copy of this chapter.

(b) The authority shall inform each candidate or political committee that the candidate or committee may subscribe to and file the code with the authority and that subscription to the code is voluntary.

**Sec. 258.004. TEXT OF CODE.** The Code of Fair Campaign Practices reads as follows:

**CODE OF FAIR CAMPAIGN PRACTICES**

There are basic principles of decency, honesty, and fair play that every candidate and political committee in this state has a moral obligation to observe and uphold, in order that, after vigorously contested but fairly conducted campaigns, our citizens may exercise their constitutional rights to a free and untrammelled choice and the will of the people may be fully and clearly expressed on the issues.

**THEREFORE:**

(1) I will conduct the campaign openly and publicly and limit attacks on my opponent to legitimate challenges to my opponent's record and stated positions on issues.

(2) I will not use or permit the use of character defamation, whispering campaigns, libel, slander, or scurrilous attacks on any candidate or the candidate's personal or family life.

(3) I will not use or permit any appeal to negative prejudice based on race, sex, religion, or national origin.

(4) I will not use campaign material of any sort that misrepresents, distorts, or otherwise falsifies the facts, nor will I use malicious or unfounded accusations that aim at creating or exploiting doubts, without justification, as to the personal integrity or patriotism of my opponent.

(5) I will not undertake or condone any dishonest or unethical practice that tends to corrupt or undermine our system of free elections or that hampers or prevents the full and free expression of the will of the voters, including any activity aimed at intimidating voters or discouraging them from voting.

(6) I will defend and uphold the right of every qualified voter to full and equal participation in the electoral process, and will not engage in any activity aimed at intimidating voters or discouraging them from voting.

(7) I will immediately and publicly repudiate methods and tactics that may come from others that I have pledged not to use or condone. I shall take firm action against any subordinate who violates any provision of this code or the laws governing elections.

I, the undersigned, candidate for election to public office in the State of Texas or campaign treasurer of a political committee, hereby voluntarily endorse, subscribe to, and solemnly pledge myself to conduct the campaign in accordance with the above principles and practices.

**VOID – COPY ONLY - VOID<sup>1</sup>**

\_\_\_\_\_  
Date

\_\_\_\_\_  
Signature

**Sec. 258.005. FORMS.** The commission shall print copies of the Code of Fair Campaign Practices and shall supply the forms to the authorities with whom copies of the code may be filed in quantities and at times requested by the authorities.

**Sec. 258.006. ACCEPTANCE AND PRESERVATION OF COPIES.**

(a) An authority with whom a campaign treasurer appointment is filed shall accept each completed copy of the code submitted to the authority that is properly subscribed to by a candidate or the campaign treasurer of a political committee.

(b) Each copy of the code accepted under this section shall be preserved by the authority with whom it is filed for the period prescribed for the filer's campaign treasurer appointment.

**Sec. 258.007. SUBSCRIPTION TO CODE VOLUNTARY.** The subscription to the Code of Fair Campaign Practices by a candidate or a political committee is voluntary.

---

<sup>1</sup> This document is a copy of chapter 258, Election Code. To subscribe to the Code of Fair Campaign Practices, a candidate or campaign treasurer of a political committee must submit Texas Ethics Commission FORM CFCP, not a signed copy of this document.

**Sec. 258.008. INDICATION ON POLITICAL ADVERTISING.** A candidate or a political committee that has filed a copy of the Code of Fair Campaign Practices may so indicate on political advertising in a form to be determined by the commission.

**Sec. 258.009. CIVIL CAUSE OF ACTION.** This chapter does not create a civil cause of action for recovery of damages or for enforcement of this chapter.



# CODE OF FAIR CAMPAIGN PRACTICES

## FORM CFCP COVER SHEET

Pursuant to chapter 258 of the Election Code, every candidate and political committee is encouraged to subscribe to the Code of Fair Campaign Practices. The Code may be filed with the proper filing authority upon submission of a campaign treasurer appointment form. Candidates or political committees that already have a current campaign treasurer appointment on file as of September 1, 1997, may subscribe to the code at any time.

*Subscription to the Code of Fair Campaign Practices is voluntary.*

### OFFICE USE ONLY

Date Received

Date Hand-delivered or Postmarked

Date Processed

Date Imaged

**1 ACCOUNT NUMBER**  
(Ethics Commission Filers)

**2 TYPE OF FILER**

CANDIDATE ☐

POLITICAL COMMITTEE ☐

*If filing as a candidate, complete boxes 3 - 6, then read and sign page 2.*

*If filing for a political committee, complete boxes 7 and 8, then read and sign page 2.*

**3 NAME OF CANDIDATE**  
(PLEASE TYPE OR PRINT)

TITLE (Dr., Mr., Ms., etc.)

FIRST

MI

NICKNAME

LAST

SUFFIX (SR., JR., III, etc.)

**4 TELEPHONE NUMBER OF CANDIDATE**  
(PLEASE TYPE OR PRINT)

AREA CODE

PHONE NUMBER

EXTENSION

( )

**5 ADDRESS OF CANDIDATE**  
(PLEASE TYPE OR PRINT)

STREET / PO BOX;

APT / SUITE #;

CITY;

STATE;

ZIP CODE

**6 OFFICE SOUGHT BY CANDIDATE**  
(PLEASE TYPE OR PRINT)

**7 NAME OF COMMITTEE**  
(PLEASE TYPE OR PRINT)

**8 NAME OF CAMPAIGN TREASURER**  
(PLEASE TYPE OR PRINT)

TITLE (Dr., Mr., Ms., etc.)

FIRST

MI

NICKNAME

LAST

SUFFIX (SR., JR., III, etc.)

**GO TO PAGE 2**



## CODE OF FAIR CAMPAIGN PRACTICES

There are basic principles of decency, honesty, and fair play that every candidate and political committee in this state has a moral obligation to observe and uphold, in order that, after vigorously contested but fairly conducted campaigns, our citizens may exercise their constitutional rights to a free and untrammelled choice and the will of the people may be fully and clearly expressed on the issues.

### THEREFORE:

- (1) I will conduct the campaign openly and publicly and limit attacks on my opponent to legitimate challenges to my opponent's record and stated positions on issues.
- (2) I will not use or permit the use of character defamation, whispering campaigns, libel, slander, or scurrilous attacks on any candidate or the candidate's personal or family life.
- (3) I will not use or permit any appeal to negative prejudice based on race, sex, religion, or national origin.
- (4) I will not use campaign material of any sort that misrepresents, distorts, or otherwise falsifies the facts, nor will I use malicious or unfounded accusations that aim at creating or exploiting doubts, without justification, as to the personal integrity or patriotism of my opponent.
- (5) I will not undertake or condone any dishonest or unethical practice that tends to corrupt or undermine our system of free elections or that hampers or prevents the full and free expression of the will of the voters, including any activity aimed at intimidating voters or discouraging them from voting.
- (6) I will defend and uphold the right of every qualified voter to full and equal participation in the electoral process, and will not engage in any activity aimed at intimidating voters or discouraging them from voting.
- (7) I will immediately and publicly repudiate methods and tactics that may come from others that I have pledged not to use or condone. I shall take firm action against any subordinate who violates any provision of this code or the laws governing elections.

I, the undersigned, candidate for election to public office in the State of Texas or campaign treasurer of a political committee, hereby voluntarily endorse, subscribe to, and solemnly pledge myself to conduct the campaign in accordance with the above principles and practices.

---

Signature

---

Date





# **POLITICAL ADVERTISING**

## **What You Need to Know**



The Texas Election Code requires certain disclosures and notices on political advertising. The law also prohibits certain types of misrepresentation in political advertising and campaign communications. This brochure explains what you need to know to insure that your political advertising and campaign communications comply with the law.

If you are not sure what the law requires, do the cautious thing. Use the political advertising disclosure statement whenever you think it might be necessary, and do not use any possibly misleading information in political advertising or a campaign communication. If you are using political advertising or campaign communications from a prior campaign, you should check to see if the law has changed since that campaign.

Candidates for federal office should check with the Federal Election Commission at (800) 424-9530 for information on federal political advertising laws.

**NOTICE:** This guide is intended only as a general overview of the disclosure statements that must appear on political advertising as required under [Chapter 255 of the Election Code](#), which is distinct from political reporting requirements under [Chapter 254 of the Election Code](#).

**Texas Ethics Commission**  
**P.O. Box 12070**  
**Austin, Texas 78711-2070**

**(512) 463-5800**

**TDD (800) 735-2989**

**Visit us at [www.ethics.state.tx.us](http://www.ethics.state.tx.us).**

**Revised July 16, 2019**

## **REQUIRED DISCLOSURE ON POLITICAL ADVERTISING**

### **I. What Is Political Advertising?**

The disclosure statement and notice requirements discussed in this section apply to “political advertising.” In the law, “political advertising” is a specifically defined term. Do not confuse this special term with your own common-sense understanding of advertising.

To figure out if a communication is political advertising, you must look at what it says and where it appears. If a communication fits in one of the categories listed in Part A (below) and if it fits in one of the categories listed in Part B (below), it is political advertising.

#### **Part A. What Does It Say?**

1. Political advertising includes communications supporting or opposing a candidate for nomination or election to either a public office or an office of a political party (including county and precinct chairs).
2. Political advertising includes communications supporting or opposing an officeholder, a political party, or a measure (a ballot proposition).

#### **Part B. Where Does It Appear?**

1. Political advertising includes communications that appear in pamphlets, circulars, fliers, billboards or other signs, bumper stickers, or similar forms of written communication.
2. Political advertising includes communications that are published in newspapers, magazines, or other periodicals in return for consideration.
3. Political advertising includes communications that are broadcast by radio or television in return for consideration.
4. Political advertising includes communications that appear on an Internet website.

### **II. When Is a Disclosure Statement Required?**

The law provides that political advertising that contains express advocacy is required to include a disclosure statement. The person who causes the political advertising to be published, distributed, or broadcast is responsible for including the disclosure statement.

The law does not define the term “express advocacy.” However, the law does provide that political advertising is deemed to contain express advocacy if it is authorized by a candidate, an agent of a candidate, or a political committee filing campaign finance reports. Therefore, a disclosure statement is required any time a candidate, a candidate’s agent, or a political committee authorizes political advertising.

The precise language of political advertising authorized by someone other than a candidate, the candidate's agent, or a political committee will determine if the advertising contains express advocacy and is therefore required to include a disclosure statement. Generally, the question is whether the communication expressly advocates the election or defeat of an identified candidate, or expressly advocates the passage or defeat of a measure, such as a bond election. The inclusion of words such as "vote for," "elect," "support," "defeat," "reject," or "Smith for Senate" would clearly constitute express advocacy, but express advocacy is not limited to communications that use those words. Similar phrases, such as "Cast your ballot for X," would also constitute express advocacy. Additionally, in 2007, the United States Supreme Court held that an advertisement included express advocacy or its functional equivalent "if the ad is susceptible to no reasonable interpretation other than as an appeal to vote for or against a specific candidate." *FEC v. Wis. Right to Life, Inc.*, 551 U.S. 449 (2007). It is a question of fact whether a particular communication constitutes express advocacy. If you are not sure whether political advertising contains express advocacy, do the cautious thing and include the disclosure statement. That way, there is no need to worry about whether you have violated the law.

Remember: The concept of "express advocacy" is relevant in determining whether political advertising is required to include a disclosure statement. However, the political advertising laws governing the right-of-way notice, misrepresentation, and use of public funds by political subdivisions will apply to political advertising regardless of whether the advertising contains express advocacy.

### **III. What Should the Disclosure Statement Say?**

A disclosure statement must include the following:

1. the words "political advertising" or a recognizable abbreviation such as "pol. adv."; and
2. the full name of one of the following: (a) the person who paid for the political advertising; (b) the political committee authorizing the political advertising; or (c) the candidate or specific-purpose committee supporting the candidate, if the political advertising is authorized by the candidate.

The disclosure statement must appear on the face of the political advertising or be clearly spoken if the political advertising is audio only and does not include written text.

The advertising should not be attributed to entities such as "Committee to Elect John Doe" unless a specific-purpose committee named "Committee to Elect John Doe" has filed a campaign treasurer appointment with the Ethics Commission or a local filing authority.

### **IV. Are There Any Exceptions to the Disclosure Statement Requirement?**

The following types of political advertising do not need the disclosure statement:

1. t-shirts, balloons, buttons, emery boards, hats, lapel stickers, small magnets, pencils, pens, pins, wooden nickels, candy wrappers, and similar materials;
2. invitations or tickets to political fundraising events or to events held to establish support for a candidate or officeholder;

3. an envelope that is used to transmit political advertising, provided that the political advertising in the envelope includes the disclosure statement;
4. circulars or fliers that cost in the aggregate less than \$500 to publish and distribute;
5. political advertising printed on letterhead stationery, if the letterhead includes the name of one of the following: (a) the person who paid for the advertising, (b) the political committee authorizing the advertising, or, (c) the candidate or specific-purpose committee supporting the candidate, if the political advertising is authorized by the candidate. (Note: There is also an exception for holiday greeting cards sent by an officeholder, provided that the officeholder's name and address appear on the card or the envelope.)
6. postings or re-postings on an Internet website if the person posting or re-posting is not an officeholder, candidate, or political committee and did not make an expenditure exceeding \$100 in a reporting period for political advertising beyond the basic cost of hardware messaging software and bandwidth;
7. an Internet social media profile webpage of a candidate or officeholder, if the webpage clearly and conspicuously displays the full name of the candidate or officeholder; and
8. postings or re-postings on an Internet website if the advertising is posted with a link to a publicly viewable Internet webpage that either contains the disclosure statement or is an Internet social media profile webpage of a candidate or officeholder that clearly and conspicuously displays the candidate's or officeholder's full name.

#### **V. What Should I Do If I Discover That My Political Advertising Does Not Contain a Disclosure Statement?**

The law prohibits a person from using, causing or permitting to be used, or continuing to use political advertising containing express advocacy if the person knows it does not include the disclosure statement. A person is presumed to know that the use is prohibited if the Texas Ethics Commission notifies the person in writing that the use is prohibited. If you receive notice from the Texas Ethics Commission that your political advertising does not comply with the law, you should stop using it immediately.

If you learn that a political advertising sign designed to be seen from the road does not contain a disclosure statement or contains an inaccurate disclosure statement, you should make a good faith attempt to remove or correct those signs that have been distributed. You are not required to attempt to recover other types of political advertising that have been distributed with a missing or inaccurate disclosure statement.

#### **VI. The Fair Campaign Practices Act.**

The [Fair Campaign Practices Act](#) sets out basic rules of decency, honesty, and fair play to be followed by candidates and political committees during a campaign. A candidate or political committee may choose to subscribe to the voluntary code by signing a copy of the code and filing it with the authority with whom the candidate or committee is required to file its campaign

treasurer appointment. A person subscribing to the code may indicate that fact on political advertising by including the following or a substantially similar statement:

**(Name of the candidate or political committee, as appropriate) subscribes to the Code of Fair Campaign Practices.**

## **VII. Special Notice to Political Subdivisions and School Districts.**

You may not use public funds or resources for political advertising. Please see our “Publications and Guides” section of our website for more information.

## **ROAD SIGNS**

### **I. When Is the “Right-Of-Way” Notice Required?**

All written political advertising that is meant to be seen from a road must carry a “right-of-way” notice. It is a criminal offense to omit the “right-of-way” notice in the following circumstances:

1. if you enter into a contract or agreement to print or make written political advertising meant to be seen from a road; or
2. if you instruct another person to place the written political advertising meant to be seen from a road.

### **II. What Should the “Right-Of-Way” Notice Say?**

Section 259.001 of the Texas Election Code prescribes the exact language of the notice:

**NOTICE: IT IS A VIOLATION OF STATE LAW (CHAPTERS 392 AND 393, TRANSPORTATION CODE) TO PLACE THIS SIGN IN THE RIGHT-OF-WAY OF A HIGHWAY.**

### **III. Do Yard Signs Have to Have the “Right-Of-Way” Notice?**

Yes. The “right-of-way” notice requirement applies to signs meant to be seen from any road. The notice requirement assures that a person responsible for placing signs is aware of the restriction on placing the sign in the right-of-way of a highway.

### **IV. What About Bumper Stickers?**

Bumper stickers do not need the “right-of-way” notice. They do, however, need a political advertising disclosure statement.

### **V. Where May I Place My Signs and How Long May Signs Be Posted?**

For information about exactly where you may or may not place signs, or for information regarding the length of time your signs may be posted, check with your city or county government or your homeowner’s association. The Texas Ethics Commission does not have

jurisdiction over matters involving the location of signs, and the length of time that they may be posted.

---

## MISREPRESENTATION

### I. Are There Restrictions on the Contents of Political Advertising?

Political advertising and campaign communications may not misrepresent a person's identity or official title, nor may they misrepresent the true source of the advertising or communication. The election law does not address other types of misrepresentation in political advertising or campaign communications.

Note that the misrepresentation rules apply to both political advertising and campaign communications. "Campaign communication" is a broader term than "political advertising."

A "campaign communication" means "a written or oral communication relating to a campaign for nomination or election to public office or office of a political party or to a campaign on a measure."

### II. Misrepresentation of Office Title.

A candidate may not represent that he or she holds an office that he or she does not hold at the time of the representation. **If you are not the incumbent in the office you are seeking, you must make it clear that you are seeking election rather than reelection by using the word "for" to clarify that you don't hold that office.** The word "for" must be at least one-half the type size as the name of the office and should appear immediately before the name of the office. For example, a non-incumbent may use the following formats:

**Vote John Doe  
for Attorney General**

**John Doe  
For  
Attorney General**

A non-incumbent may not be allowed to use the following verbiage:

**Elect John Doe  
Attorney General**

**John Doe  
Attorney General**

### **III. Misrepresentation of Identity or Source.**

A person violates the law if, with intent to injure a candidate or influence the result of an election, the person misrepresents the source of political advertising or a campaign communication or if the person misrepresents his or her own identity or the identity of his or her agent in political advertising or in a campaign communication. (If someone else is doing something for you, that person is your agent.) For example, you may not take out an ad in favor of your opponent that purports to be sponsored by a notoriously unpopular group.

### **IV. Use of State Seal.**

Only current officeholders may use the state seal in political advertising.

### **V. Criminal Offenses.**

Be aware that many violations of the Election Code are criminal offenses. For example, unlawfully using public funds for political advertising can be a Class A misdemeanor. So can misrepresenting one's identity or office title in political advertising. For more details on these offenses and political advertising in general, see [Chapter 255 of the Election Code](#).







# A GUIDE TO BECOMING A CITY OFFICIAL

# Table of Contents

<b>Congratulations on Your Decision to File for City Office .....</b>	<b>3</b>
<b>Leadership Attributes for Councilmembers .....</b>	<b>3</b>
<b>An Elected Official Wears Many Hats .....</b>	<b>4</b>
Policymaker .....	4
Legislator .....	4
Ambassador .....	4
Employer .....	4
<b>Are You Eligible? .....</b>	<b>5</b>
<b>Filing for a Place on the Ballot.....</b>	<b>5</b>
<b>Texas Ethics Commission Campaign Finance Filings .....</b>	<b>5</b>
<b>An Introduction to City Government.....</b>	<b>6</b>
<b>Types of City Government.....</b>	<b>6</b>
<b>Forms of Government.....</b>	<b>7</b>
Mayor-Council Structure .....	7
Council-Manager Structure .....	7
<b>Basic City Services .....</b>	<b>7</b>
<b>City Finance.....</b>	<b>8</b>
<b>Ethics and Conflicts of Interest.....</b>	<b>8</b>
<b>Local Government Code Chapter 171 – Conflicts of Interest.....</b>	<b>8</b>
<b>Local Government Code Chapter 176 – Conflicts Disclosure.....</b>	<b>9</b>
<b>Government Code Chapter 553 – Conflicts Disclosure .....</b>	<b>9</b>
<b>Financial Disclosure for Cities with a Population of 100,000 or More .....</b>	<b>10</b>
<b>Nepotism .....</b>	<b>10</b>
<b>Dual Office-Holding/Incompatibility.....</b>	<b>10</b>
<b>Open Government.....</b>	<b>11</b>
<b>Texas Open Meetings Act (TOMA).....</b>	<b>11</b>
<b>Texas Public Information Act (TPIA) .....</b>	<b>12</b>
<b>Open Government Training.....</b>	<b>13</b>
<b>A Basic Glossary of City Government .....</b>	<b>13</b>
<b>Good Luck .....</b>	<b>15</b>
Who Belongs to TML? .....	15
TML Service Statement .....	15

## **Congratulations on Your Decision to File for City Office**

Serving as an effective city elected official requires dedication, knowledge, and a substantial time commitment, and there are countless reasons why people choose to run for public office. While you may have a very specific reason for seeking a place on the city council, you will be involved in a number of other issues that can have a lasting impact on your city's future. For this reason, becoming a city elected official can be one of the most rewarding experiences of your life. An understanding of your role on the city council—as a member of a team—is critical to your success.

This booklet is designed to familiarize you with the responsibilities of city elected office. Use it as a reference guide during your campaign. Don't hesitate to ask your city manager or city secretary questions about your specific city structure. If you are elected, you may want to seek out the many other resources that help to guide newly elected officials in their new roles.

Material contained in this brochure should not be viewed as a substitute for legal advice or specific information applicable to your city. In addition, if you're serious about your candidacy, you should consider other, more detailed information sources available to you, including:

- attending city council or board of aldermen meetings
- examining your charter, if your city is home rule
- reviewing city ordinances
- the *TML Handbook for Mayors and Councilmembers*

For information on elections, you may get additional information from the city clerk or secretary or the Texas Secretary of State's office. You should also consult your own attorney or familiarize yourself with the requirements of election laws.

## **Leadership Attributes for Councilmembers**

Do you have the necessary leadership attributes to be an effective city leader? At a minimum, successful elected officials must devote a significant amount of time and energy to fulfill a position that answers directly to citizens. Some desirable leadership attributes include:

- a general understanding of city government
- willingness to learn about a wide range of topics
- integrity
- consistency
- confidence
- dedication to the interests of citizens and the community as a whole

- strong communication and team-building skills, including being a good listener
- openness to the thoughts and ideas of others
- being approachable and accessible
- willingness to work cooperatively

## **An Elected Official Wears Many Hats**

Local elected officials have many responsibilities—policymaker, legislator, ambassador, and employer.

The office of mayor is the highest elected office in city government. City councilmembers are the city's legislators, and their primary role is policymaking. The way administrative responsibilities are handled depends on your city type, with which you should be familiar.

### **Policymaker**

As policymakers, it is the council's responsibility to identify the needs of the citizens and to formulate a plan to meet those needs. Policymaking is a complicated process but can be simplified if the city council works together as a team and sets goals for the city. It is from the city council's vision that the administrative staff of the city takes direction and goes about its daily work. The goals of the city should be clear. There are many legal, financial, and administrative considerations to implementing the goals of the city, and without clear direction the effectiveness of the city council can be diminished.

### **Legislator**

Citizens look to the city council to exercise authority to preserve and promote their health, safety, and welfare. A city council may enact ordinances and resolutions and use its governmental powers for the public good. Citizens expect their city council to provide leadership in addressing issues. It is important to show respect for your fellow councilmembers and be willing to discuss issues thoroughly to reach a consensus on the best course of action for all citizens, whatever the issue.

### **Ambassador**

As a member of your city council, you will be invited to participate in a variety of civic activities. These events will provide you with opportunities to learn more about what citizens of your city expect from city government. While not everyone likes this type of public spotlight, it is an important part of your role as a councilmember.

### **Employer**

An understanding of your role as an elected official is vital to your relationship with the city staff. Just as in any productive employer-employee relationship, trust and respect are important. You can learn a great deal about the city from city employees. In many cities, councilmembers come and go, but the city staff continues to serve.

## **Mayors, Councils, and Boards of Aldermen**

The mayor and city council or board of aldermen collectively serve as the governing body for a city and normally possess all legislative powers granted by state law. The positions of both councilmember and alderman have been compared to those of the members of the state legislature and the United States Congress. All these positions require elected officials to represent their constituents, to make policy decisions, to budget for the execution of the policies, and to see that their policies are carried out. Unlike their counterparts in state and federal offices, however, city officials are in direct contact with the citizens they serve on an ongoing basis.

## **Are You Eligible?**

To run for office in a general law city in Texas, you must, among other requirements:

- be a citizen of the United States
- be at least 18 years old on the date of the election
- be a registered voter and have lived in the State of Texas for at least 12 consecutive months prior to the filing date for the election, and in your city or ward for at least six months prior to the filing date for the election
- not have been finally convicted of a felony for which you have not been pardoned or otherwise released from the resulting disabilities

Certain offices and certain city types have additional requirements in state law, so you should be sure to check with both the city and the Texas Secretary of State's Elections Division to ensure that you are eligible. A home rule city may set different requirements in its charter, so check with your city clerk or secretary on whether additional or different requirements apply. The Texas Secretary of State website is at [www.sos.state.tx.us](http://www.sos.state.tx.us).

## **Filing for a Place on the Ballot**

To run for city office, you must file an application with the city clerk or secretary. The application includes information required by the Texas Election Code and must be filed according to deadlines set by that code. A candidate may either file for a place on the ballot or as a write-in candidate, but an application must be filed in either case. A home rule city may also have additional requirements and procedures for filing for a place on the ballot. Your city clerk or secretary can inform you of the rules and deadlines.

## **Texas Ethics Commission Campaign Finance Filings**

State law requires the filing of various forms by a candidate for city office. All candidates for city offices must file an "Appointment of a Campaign Treasurer by a Candidate" form with the city secretary before beginning their campaigns.

Candidates who do not intend to accept more than \$1,080 in political contributions or make more than \$1,080 in political expenditures may file a modified reporting declaration and operate under modified reporting. Under modified reporting, the candidate is not required to file any further forms beyond the final report, which is filed at the end of the campaign. Semiannual reports may still be required in some cases.

Candidates who intend to accept more than \$1,080 in political contributions or make more than \$1,080 in political expenditures, or who exceed that amount even after filing for modified reporting, must file under regular reporting requirements. Reports due under these requirements must be submitted by January 15 and July 15 of each year. The reports filed on these dates are known as semiannual reports.

An opposed candidate in an upcoming city election who is using regular reporting must also file reports of contributions and expenditures 30 days and 8 days before the election. A candidate in a runoff must file a report 8 days before the runoff election. Candidates filing under regular reporting are also required to file a final report at the end of the campaign.

Detailed information on filing is available on the Texas Ethics Commission's website at [www.ethics.state.tx.us](http://www.ethics.state.tx.us).

## **An Introduction to City Government**

Elected city officials should have a basic understanding of city government and the duties, authority, and limitations of an elected body. What follows is a brief introduction to a few basic governance issues.

Of course, there is no better way to understand what elected officials do than to attend council meetings. In addition, most cities and towns have advisory boards that are formed to make or recommend policy or quasi-judicial decisions, such as a planning commission or parks and recreation board. Serving on these and other appointed boards is another excellent way to become informed.

## **Types of City Government**

Texas has more than 1,200 incorporated cities; each of them is either a home rule city or a general law city. Home rule cities are larger cities. A city with a population of more than 5,000 in which the citizens have adopted a home rule charter through an election is a home rule city. A home rule charter is the document that establishes the city's governmental structure and provides for the distribution of powers and duties.

General law cities are usually smaller cities. General law cities don't have charters. Rather, they operate according to specific state statutes. A general law city looks to the state constitution and state statutes to determine what it **may do**. If state law

doesn't grant a general law city the express or implied power to initiate a particular action, none may be taken. There are three categories of general law cities: type A, B, or C. If you are seeking office in a general law city, you should ask your city manager or city secretary to clarify the type in order to understand which state laws apply.

As opposed to general law cities, a home rule city operates according to its charter and looks to the state constitution and state statutes to determine what it **may not** do.

## Forms of Government

There are two prevalent forms of city government in Texas:

### Mayor-Council Structure

- The mayor is the ceremonial head of government and presides over council or board of aldermen meetings.
- The council or board of aldermen sets meetings.
- The council or board of aldermen sets policy.
- Depending on local charter and/or ordinances, applicable statute, or local practice, broad or limited administrative authority is vested with the mayor, members of the council or board of aldermen, an administrator, or designated department heads appointed by the mayor, council, or board of aldermen.

### Council-Manager Structure

- The mayor is the ceremonial head of government and presides over council or board of aldermen meetings.
- The council sets policy and hires and fires the manager.
- The city manager normally has broad administrative authority.

## Basic City Services

Services provided by cities vary. However, some typical services may include:

- **Public Safety**—police, fire, and sometimes ambulance service
- **Utilities**—water and sewer, trash collection, electric power, and natural gas
- **Land Use**—planning, zoning, code enforcement, and other regulatory activities
- **Transportation**—street construction and maintenance, traffic safety, and sometimes public transit
- **Recreation/Culture**—parks, recreation, libraries, and sometimes cultural facilities
- **Legal**—ordinances protecting the public health, safety, and welfare of the community

## City Finance

In budgeting, the governing body makes important decisions about the operation and priorities of the city. Is a swimming pool more important than storm sewers? Does the city need a new library more than it needs extra police personnel? Should the potholes be filled or the street completely rebuilt? Budgeting is a process by which the governing body determines the city's standard of living—what the citizens need and want, what they are willing to pay, and what services they can expect to receive for their tax dollars.

Cities levy specific taxes to finance city services. In addition, many city services are financed in whole or in part by user fees and charges. The following are the most common taxes and fees levied by Texas cities:

- **Property tax**—levied on the valuation of taxable property located within the city
- **Sales tax**—levied on retail sales of tangible personal property and some specific services
- **Right-of-way rental fees**—levied on non-municipally owned utilities (telecommunications, electric, gas, water, cable television)

Finally, cities receive some revenues from various federal and state grant and allocation programs. TML provides a comprehensive guide to all revenue sources available to cities. The guide is called the *TML Revenue Manual for Texas Cities* and is available at [www.tml.org](http://www.tml.org).

## Ethics and Conflicts of Interest

Various laws govern the behavior of a city official. A brief overview of the most commonly applicable statutes follows.

### Local Government Code Chapter 171 – Conflicts of Interest

**Definition of “conflict of interest”:** A local public official has a conflict of interest in a matter if any action on the matter would involve a business entity or real property in which the official has a substantial interest, and if an action on the matter will result in a special economic effect on the business that is distinguishable from the effect on the public, or in the case of a substantial interest in real property, it is reasonably foreseeable that the action will have a special economic effect on the value of the property, distinguishable from its effect on the public. A local public official is also considered to have a substantial interest if a close relative has such an interest.

**General rule:** If a local public official has a conflict of interest in regard to a business entity or real property, that official must file an affidavit with the city secretary stating the interest and must abstain from any participation or vote on the



matter.

**Exception:** If a local public official has a conflict of interest and files an affidavit, the official is not required to abstain from further participation or a vote on the matter if a majority of the members of the governing body also have a conflict of interest and file an affidavit.

**Penalties:** Penalties for violating the conflict of interest provisions range from having the action voided to the imposition of fines and incarceration.

## **Local Government Code Chapter 176 – Conflicts Disclosure**

Local Government Code Chapter 176 requires that “local government officers”—including mayors, councilmembers, and certain other executive city officers and agents—file a “conflicts disclosure statement” with a city’s records administrator within seven days of becoming aware of any of the following situations:

- A city officer or the officer’s family member has an employment or business relationship that results in taxable income of more than \$2,500 in the preceding 12 months with a person who has contracted with or is considering contracting with the city (“vendor”).
- A city officer or the officer’s family member receives and accepts one or more gifts with an aggregate value of \$100 in the preceding 12 months from a vendor.
- A city officer has a family relationship with a vendor.

The law also requires a vendor to file a “conflict of interest questionnaire” if the vendor has a business relationship with the city and has an employment or other relationship with an officer or officer’s family members, has given a gift to either, or has a family relationship with a city officer. The conflicts disclosure statement and the conflict of interest questionnaire are created by the Texas Ethics Commission and are available online at [www.ethics.state.tx.us](http://www.ethics.state.tx.us). An officer who knowingly fails to file the statement commits either a class A, B, or C misdemeanor, depending on the amount of the contract.

## **Government Code Chapter 553 – Conflicts Disclosure**

Government Code Chapter 553 requires that city officers and candidates for city office who have a legal or equitable interest in property that is to be acquired with public funds file an affidavit within 10 days before the date on which the property is to be acquired by purchase or condemnation. The affidavit must be filed with: (1) the county clerk of the county in which the officer or candidate resides; and (2) the county clerk of each county in which the property is located.

A person who fails to file the required affidavit is presumed to have committed a Class A misdemeanor offense if the person had actual notice of the acquisition or intended acquisition of the property.

## **Financial Disclosure for Cities with a Population of 100,000 or More**

Chapter 145 of the Texas Local Government Code requires candidates and elected city officials in cities with a population of 100,000 or more to fill out detailed financial statements to be filed with the city secretary or city clerk.

## **Nepotism**

**Definition of “nepotism”:** Nepotism is the appointment or employment of a close relative of a city’s “final hiring authority (the city council or city manager, depending on the form of government)” to a paid position with the city.

**General rule:** A public official, acting alone or as a member of a governing body, generally may not appoint a close relative to a paid position, regardless of the relative’s merit. In addition, a person may not continue to be employed by a city if a close relative is elected to the city council, unless he or she falls under an exception.

**Exception:** If the employee has been continuously employed by the city for a certain period of time, an employee may remain employed by the city if a close relative is elected to city council.

**Exception:** The nepotism statute does not apply to cities with fewer than 200 people.

**Penalties:** Penalties for violating the nepotism provisions include a fine and immediate removal from office.

## **Dual Office-Holding/Incompatibility**

**Definition of “dual office-holding” and general rule:** The Texas Constitution generally prohibits one person from holding more than one paid public office.

**Definition of “incompatibility” and general rule:** Texas law prohibits one person from holding two public offices, regardless of whether one or both offices are paid, if one position might impose its policies on the other or subject it to control in some other way. There are three types of incompatibility: (1) “self-appointment” incompatibility prohibits a member of a governing body from being appointed to a position over which the governing body has appointment authority; (2) “self-employment” incompatibility prohibits a member of a governing body from being employed in a position over which the governing body has employment authority;

and (3) “conflicting loyalties” incompatibility prohibits one person from holding two public offices in which the duties of one office might negatively affect the duties of the other office.

**Penalties:** A person who accepts a prohibited second office automatically resigns from the first office.

## Open Government

Before assuming public office, you should become familiar with Texas Open Meetings Act (TOMA) and Public Information Act (PIA). These laws apply to political subdivisions in Texas, including cities, and outline what meetings and information must be open and available to the public.

### Texas Open Meetings Act (TOMA)

The Texas Open Meetings Act (TOMA) reflects the policy that public bodies are engaged in the public’s business. Consequently, city council or board of aldermen meetings should be open to the public and held only after the public has been properly notified. The TOMA governs how city meetings are conducted. Some general principles follow.

**Definition of “meeting”:** A meeting occurs any time a quorum of the city council discusses public business that is within the city council’s jurisdiction, regardless of the location or means of communication (e.g., phone, in person, email).

**General rule:** Every regular, special, or called meeting of the city council and most boards and commissions (depending on membership and authority) must be open to the public.

**Exception:** TOMA does not apply to purely social gatherings, conventions and workshops, ceremonial events, press conferences, or candidate forums, so long as any discussion of city business is incidental to the purpose of the gathering, and no action is taken.

**Exception:** A city may use an online message board that is viewable by the public for city councilmembers to discuss city business. The message board must meet several criteria provided for in TOMA.

**Exception:** Statutorily authorized executive or “closed” sessions, including deliberations concerning: (1) the value or transfer of real property; (2) specific consultations with the council’s attorney; (3) specific personnel matters; (4) economic development; (5) certain security matters; (6) certain information related to emergencies and disasters; (7) a prospective gift or donation; (8) certain competitive matters relating to a city-owned electric or gas utility; or (9) potential items on tests that the council conducts for purposes of licensing individuals to

engage in an activity.

To hold an executive session, the governing body must first convene in open session, identify which issues will be discussed in executive session, and cite the applicable exception. All final actions, decisions, or votes must be made in an open meeting.

**Agenda:** A governmental body must post an agenda that includes the date, hour, place, and subject of each meeting. The agenda must be posted on a physical or electronic bulletin board at city hall in a place readily accessible to the public at all times at least three business days before the scheduled date of the meeting. In addition, for cities that have an Internet website, the city must post the city council's agenda at least three business days before the scheduled date of the meeting on that website.

In addition, for a meeting at which the governmental body will discuss or adopt its budget, the city's notice must include: (1) a physical copy of the proposed budget unless the proposed budget has been made clearly accessible on its website's homepage; and (2) a taxpayer impact statement containing specific information required by law.

**Records of meetings:** Cities must keep written minutes or recordings of all open meetings, and a certified agenda or recording of all executive/closed meetings, except for closed consultations with an attorney. The minutes must state the subject and indicate each vote, decision, or other action taken, and a city that has a website must post the approved minutes on that website.

Minutes and recording of an open meeting are public records, while certified agendas and recording of a closed meeting are confidential and cannot be released to the public except by court order.

**Penalties:** Penalties for violating the TOMA range from having the action voided to the imposition of fines and incarceration. Any action taken in violation is voidable and may be reversed in a civil lawsuit. There are four criminal provisions under the TOMA, including:

1. Knowingly engaging in a series of communications of less than a quorum of members discussing city business that will ultimately be deliberated by a quorum of members;
2. Calling or participating in an impermissible closed meeting;
3. Participating in an executive session without a certified agenda or recording; and
4. Disclosing a certified agenda or recording to a member of the public.

## **Texas Public Information Act (PIA)**

The PIA governs the availability of city records to the public. Some general provisions follow.

**Definition of "public information":** Public information includes any information

that is collected, assembled, or maintained by or for a governmental entity, regardless of the format. Public information can include city-related emails or texts on a city official's personal devices/accounts.

**General rule:** Most information held by a city is presumed to be public information and must be released pursuant to a written request.

**Exceptions:** Specific statutory exceptions to disclosure allow certain types of information to be withheld from the public. Other statutes make certain kinds of information "confidential by law," meaning that a city must withhold that information from the public. Because there are numerous exceptions, city officials should consult with local counsel immediately on receipt of a request.

**Procedure:** Any member of the public may request information in writing. A city official is prohibited from inquiring into the requestor's motives and is generally limited to: (1) releasing the information as quickly as is practicable, but generally not later than ten business days following the request; or (2) requesting an opinion from the Texas attorney general's office within ten business days of the receipt of the request as to whether the information may be withheld. Recent statutory changes and rulings by the attorney general have granted cities the authority to withhold specified types of confidential information without going through the process of seeking an opinion from the attorney general's office.

**Penalties:** Penalties for violating the PIA range from a civil lawsuit against the city or a city official to the imposition of fines and incarceration. There are three general criminal provisions under the PIA, including: (1) refusing to provide public information; (2) providing confidential information; and (3) destroying government information improperly.

## Open Government Training

Each elected or appointed member of a governmental body must take at least one hour of training in both the Open Meetings Act and the Public Information Act. For more information, please visit the attorney general's website at [www.texasattorneygeneral.gov](http://www.texasattorneygeneral.gov).

## A Basic Glossary of City Government

**Budgeting:** Crafting, passing, and following a city budget are among the most important tasks you will perform as a councilmember. Cities cannot make expenditures except in strict accordance with a budget, and they can levy taxes only in accordance with the budget.

**Conflicts of Interest:** As a councilmember, you are prohibited from voting or deliberating on agenda items that affect your own business, financial interests, or

real property. You'll be required to file an affidavit with the city secretary disclosing the details of your conflict, and that affidavit becomes a public record. Also, you are required to disclose in writing the receipt of any gifts or income from any vendor that does business with the city.

**Dual Office-Holding/Incompatibility:** Councilmembers cannot hold other paid public offices; in many cases, they cannot hold other unpaid public offices, either. Further, councilmembers can't take paid jobs with their own city, nor can they appoint themselves to other posts or positions. Finally, think twice about announcing to run for another public office while you're still a councilmember—you may automatically resign your council seat when you do. Check with your city attorney or the Texas Municipal League before considering any other position or job that might be a problem.

**Employment Policies:** In general law cities, the final authority on employment decisions typically rests with the council as a whole. In home rule cities, the charter usually determines who makes employment decisions. As a member of the council, you should familiarize yourself with the city's employment policies and periodically consult with your city attorney to ensure the policies are kept up to date.

**Government Transparency:** The Texas Public Information Act and the Open Meetings Act require access to records and meetings. After a city receives a written request for information under the Public Information Act, it must promptly provide copies or access to information, with limited exceptions. The Texas attorney general generally determines whether information is excepted from disclosure to the public. City councils are required to conduct their meetings in accordance with the Open Meetings Act. City officials are required by law to attend training in both Acts.

**Gifts and Donations:** Cities are prohibited by the Texas Constitution from giving money or anything of value to a private individual, association, or corporation. The exception to this doctrine is when the city council determines that a donation will serve a public purpose of the city. The decision as to what constitutes a public purpose is left to the discretion of the city council but may be overturned by a court. State law also places strict requirements on what gifts an elected official or candidate may receive. Officials and candidates should review these rules before giving or accepting any gift.

**Holdover:** The Texas Constitution includes a provision that allows an elected official who is no longer qualified for office to continue to serve until his or her vacancy is filled by a qualified individual. This provision allows a city to continue to conduct business even when it loses one or more councilmembers. However, some disqualifications may prevent the disqualified councilmember from continuing to serve as a holdover, and this issue should be reviewed upon the vacancy being created.

**Liability:** Councilmembers will generally be held personally liable only for actions taken outside the scope of their duties and responsibilities as members of the

governing body. However, the city itself will be potentially liable for actions taken by its councilmembers within the scope of their official duties. (See Tort Claims Act below.)

**Meeting:** Almost everyone intuitively knows what a meeting is. For example, a regular meeting of a city council, where agenda items are discussed and formal action is taken, is clearly a meeting. However, according to the Texas Open Meetings Act, other gatherings of the members of a governmental body may constitute a meeting. Generally, any time a quorum is present and city business is discussed, all of the Open Meetings Act requirements, including posting of a notice and preparation of minutes, must be followed.

**Quorum:** A city council must have a quorum to call a meeting to order and conduct business. The number of councilmembers required to establish a quorum varies by city. A quorum in a general law city is determined by state law, and a quorum in a home rule city is spelled out in the city's charter.

**Tort Claims Act:** The Texas Tort Claims Act limits governmental liability and provides for damage caps for governmental entities. The Act provides that liability for engaging in 36 specifically enumerated "governmental functions" (such as provision of police and fire protection, maintaining city parks, and other activities one expects of a local government) is limited by statute to \$250,000 for personal injury claims and \$100,000 for property damage claims. The Tort Claims Act does not generally provide for private causes of action against individual councilmembers for the actions of the city government.

**Votes by Council:** When a council votes on an ordinance or resolution, all that is typically needed to pass the item is a majority of those present and voting. While a quorum is the number needed to conduct a meeting, it is not necessary that a quorum actually vote on each agenda item. Local practices may vary from city to city, however.

## Good Luck

We wish you luck in the election. No matter the outcome, you will find the process rewarding and should be proud that you made the decision to offer your time and commitment to the citizens of your city. If you are elected, the Texas Municipal League is here to assist you. Contact us at 512-231-7400 or [www.tml.org](http://www.tml.org).

### Who Belongs to TML?

Membership in the League is voluntary and is open to any city in Texas. From the original 14 members, TML's membership has grown to more than 1,170 cities. Over 16,000 mayors, councilmembers, city managers, city attorneys, and department heads are member officials of the League by virtue of their cities' participation. Associate memberships are available to private sector organizations and companies that strive to provide quality services to municipal government.

### TML Service Statement

**In serving its member cities, the League will:**

- **Represent municipal interests before legislative and administrative bodies.**
- **Conduct original research in any area of concern to member cities and provide the results of that research to member cities and other interested parties.**
- **Serve as a repository of literature, analyses, research, and other data related to all aspects of municipal operations and make that material available to members.**
- **Sponsor and conduct conferences, seminars, meetings, and workshops for the purpose of studying and exchanging information regarding municipal government.**
- **Make available an official magazine and other publications, reports, or newsletters of interest to members.**
- **Secure the assistance of educational institutions for the purpose of gathering, analyzing, and publishing municipal government information, and conducting training and professional development in the field of municipal administration.**
- **Strive to secure harmonious actions among Texas cities, other governments, and other groups in all matters which affect the rights and duties of the cities of Texas.**
- **Provide any additional services for which individual members, acting alone, may not have adequate resources.**
- **Promote the interests of the League's affiliates by providing organizational and technical assistance.**
- **Promote constructive and cooperative intergovernmental relations by maintaining mutually supportive relationships with groups representing local, state, and regional governments.**



## NOTICE OF DRAWING FOR A PLACE ON BALLOT

Notice is hereby given of a drawing to determine the order in which the names of candidates are to be

printed on the ballot for the election to be held on MAY 2, 2026 in  
(month) (day)

CITY OF VERNON, Texas. The drawing will be held at 9:00 (a.m.)(p.m.)  
(name of political subdivision) (hour)

on February 20, 2026, at CITY HALL 1725 WILBARGER STREET,  
(date) (address, including room number, if applicable)

VERNON  
\_\_\_\_\_, Texas.  
(city)

Marsha G Stone  
Officer Conducting Drawing

## AVISO DEL SORTEO PARA UN LUGAR EN LA BOLETA

*Por lo presente se da aviso que habrá un sorteo para determinar la orden en que aparecerán los*

*nombres de los candidatos en la boleta para la elección que se celebrará el*

2 DE MAYO, 2026 en CIUDAD DE VERNON, Texas. El  
(dia) (mes) (nombre de la subdivisión política)

sorteo tendrá lugar a las 9:00 (a.m.) (p.m.) el 20 de febrero de 2026  
(hora) (fecha)

a CITY HALL 1725 WILBARGER STREET VERNON, Texas.  
(dirección, incluyendo el número del cuarto, si aplicable) (ciudad)

Manoah Stone  
Oficial Manejando el Sorteo

